

# TRACTOR PARTS CATALOGUE

2020

**Harvestaire** PTY.  
LTD.

Since 1980

PHONE: 08 9344 7433

EMAIL: [sales@harvestaire.com.au](mailto:sales@harvestaire.com.au)

[harvestaire.com.au](http://harvestaire.com.au)





### AGENTS FOR BARECO

Bareco have a huge range of day to day requirements as well as thousands of tractor parts. Check the website [bareco.com.au](http://bareco.com.au) for easy to use access to a detailed listing of products.



#### CUSTOMER SERVICE

Monday – Friday 7am to 5.30pm (Western Australia Time)  
Saturday 8am to 12pm (During harvest – Sept/Oct/Nov)

#### FREIGHT

- Most orders placed before 2pm (WST) can be despatched the same day.
- Unless a specific carrier is requested, Harvestaire use a variety of freight providers to get our products to farmers as cheaply and quickly as possible.
- Sometimes we will use our discretion (particularly during harvest) and chose a more expensive freight option to get products to farmers faster. If you want a different approach, please let us know.

#### PARTS RETURN POLICY

- Within 30 days of invoice date – no penalty (provided our suppliers don't charge a penalty).
- After 30 days of invoice date – a restocking fee of between 5% - 10% of order value will be charged depending on circumstances.
- After 90 days of invoice date – non-refundable or returnable.
- Special buy-in items or made to order items are non-refundable or returnable.
- All parts returned must be supplied with a Return Materials Advice (RMA) form which is sent by Harvestaire Sales Managers after the nature of the return has been confirmed.
- All returns must be in new condition

#### PRICING POLICY

- Harvestaire endeavors to maintain prices presented in the catalogue until 31 May of the following year.
- Harvestaire reserves the right to change prices without prior notice if there is a price increase from our supplier, an adverse movement in exchange rates or airfreight is used.
- Typographic, photographic, and/or descriptive errors are subject to correction

#### WARRANTY

- Harvestaire warrant that it will repair or replace (whichever it deems advisable) any product manufactured or sold by Harvestaire which proves to be defective in material or workmanship within a period of one year from the date of the original purchase. Warranty service can be obtained by returning any defective product to Harvestaire. If found defective under the terms of this warranty, repair or replacement will be made, without charge, together with a refund for transportation costs. If found not to be defective you will be notified and, with your consent, returned to you at your expense.
- The warranty covers normal use and does not cover damage or defect which results from alteration, accident or neglect or improper installation, operation or maintenance.
- Harvestaire's obligation under this warranty is limited to the repair or replacement of the defective products (up to purchase price). Harvestaire neither assumes or authorizes any other person to give any warranty or to assume any other obligation or liability on its behalf.

Parts in this catalogue are not manufactured by the Original Equipment Manufacturer. Original Equipment Manufacturers names, part numbers and descriptions are quoted for reference purposes only.

Harvestaire is a Western Australian owned operation marketing products across Australia.

[harvestaire.com.au](http://harvestaire.com.au)

PHONE: 08 9344 7433 EMAIL: [sales@harvestaire.com.au](mailto:sales@harvestaire.com.au)  
@harvestaire\_pty @Harvestairepty @harvestaire

Cover: Photography by Leigh Brown.



For a full range of Header Parts see our 2020 Harvest Catalogue

Harvestaire is Proudly Australian Owned and Operated



## Contents



### FREIGHT DELAYS ACROSS AUSTRALIA

Increased freight volumes during COVID, closed borders and freight companies that have come under cyber attack means freight around Australia is taking a lot longer to reach country destinations. Please order parts early & avoid that harvest panic!!



#### Replacement Tractor Parts

Allis Chalmers .....	4
Case .....	4-6
Chamberlain .....	7-10
Ford/New Holland .....	11-14
International Case-IH .....	15-20
John Deere .....	22-25
Massey Ferguson .....	25-27
Steiger Parts .....	21

#### Other Products

Attaching Brackets - 2 Way's, GPS & Screens .....	28
Electric Linear Actuators .....	29
Hay Loader Tynes .....	30
PTO Adaptors .....	30
Clear View Cap Kits .....	Inside Rear Cover



This catalogue is marked 2020.

It is expected that most prices will be maintained until the release of the next catalogue in May 2021.

PRICES EXCLUDE GST.

Harvestaire is a Western Australian owned operation marketing products across Australia.

[harvestaire.com.au](http://harvestaire.com.au)

PHONE: 08 9344 7433

EMAIL: [sales@harvestaire.com.au](mailto:sales@harvestaire.com.au)

Most replacement parts advertised in this catalogue are not original equipment. Any OEM numbers shown are for reference only.

Part No.		Price
<b>Front Axle &amp; Steering Parts</b>		
TP026	<b>TIE ROD SLOTTED - OUTER</b> Suits 7000 7010 7020 7030 7040 7045 7050, 7060 7080 8010 8030 8050 8070 OEM: 70269353	\$113
TP027	<b>TIE ROD THREADED - INNER</b> Suits 7000 7010 7020 7030 7040 7045 7050, 7060 7080 8010 8030 8050 8070 OEM: 70265527	\$51

**Mufflers**  
Mufflers Duplicate Originals in Dimensions and Shape

TP029	<b>MUFFLER (Vertical)</b> Length 48", Shell Oval, Inlet 3"ID, Outlet 3"OD Suits 7000 above s/n 8553 7010 7020 7030 7040 7045 7050 7060 OEM: 70261975 70268785	\$252
-------	--	-------

Spark Arrested Mufflers available on request

<b>Engine Parts</b>		
TP024	<b>WATERPUMP D3500 OR 670T ENGINE</b> Suits 7030 7040 7045 7050 7060 7080 7580 8030 8050 8070 4W220 OEM: 74036573	\$245

TP025	<b>WATERPUMP</b> Suits 7010 7020 8010 OEM: 74062321 Casting No. 4008611-02	\$290
-------	---	-------


**Cab Glass & Fan Motor**

TP016	<b>FAN MOTOR - 3 SPEED - 12V</b> 3/8" double shaft - 340mmL x 90mm body Suits 7000 7010 7020 7030 7040 7045 7050 7060 7080 OEM: 70578041	\$230
-------	---	-------

Part No.		Price
<b>PTO Parts</b>		
TP028	<b>DUAL PTO SHAFT</b> Suits 7010 7020 7030 7040 7045 7050 7060 8010 8030 8050 OEM: 70266975	\$360
TP019	<b>FAN MOTOR</b> 3 Speed 5/16" double shaft 12V - 4 wires Reversible OEM: BM33880	\$200

## Engine Rebuild Components

Call us for a quote.



Most makes and models of Header, Tractor or Trucks.

Part No.		Price
<b>Front Axle Steering Parts</b>		
TP045	<b>TIE ROD ASSEMBLY</b> Suits 770 870 970 1070 1090 some 1170 1175 OEM: A112201	\$185
TP050	<b>TIE ROD L/H</b> Suits 1896 2090 2096 2290 late 2390 2590 2094 2294 2394 2594 OEM: A160200 A162214	\$57
TP051	<b>TIE ROD R/H</b> Suits 2090 2290 2390 2590 2094 2096, 2294 2394 2594 OEM: A160197	\$57
TP032	<b>POWER STEERING CYLINDER END</b> Suits 1896 2090 2094 2096 2290 2294 2390 2394 2590 2594 OEM: L59042	\$80

**Radiators**

TP063	<b>RADIATOR SUITS 2390 2394 2590 2594 3294 3394 3594</b> OEM: A184365 A184364 A147139 A147140	\$2025
-------	--	--------

**Mufflers**

Mufflers Duplicate Originals in Dimensions and Shape

TP056	<b>MUFFLER (Vertical)</b> With base plate aspirator Length 27" Shell Oval Inlet 3 1/2"ID Outlet 4 1/8"OD Suits 1370 with D504T Engine OEM: A66780	\$415
TP057	<b>MUFFLER (Vertical)</b> With 1" side aspirator Length 31" Shell Oval Inlet 3 1/2"ID Outlet 4 1/8"OD Suits 2090 2094 2290 2294 OEM: A147065	\$520
TP058	<b>MUFFLER (Vertical)</b> With 1" aspirator Length 31" Shell Oval Inlet 4"ID Outlet 4 1/8"OD Suits 2390 2394 2590 2594 OEM: A147100	\$560

Spark Arrested Mufflers available on request

These are replacement parts only, not OEM. OEM numbers are used for reference only.

Part No.		Price
<b>Engine Parts</b>		
TP034	<b>WATER PUMP</b> Suits 770 870 970 1070 OEM: A152179 and Casting No. A58739	\$245
TP035	<b>WATER PUMP</b> Suits 1090 1170 1175 1270 1370 1570 2470 4 1/2" Impellor OEM: A152154 and Casting No. A58739	\$225
TP038	<b>WATER PUMP</b> Suits Large Plastic Impellor, 4 1/2" dia. 1470 1570 2090 2094 2290 2294 2390 2394 2590 2594 3294 3394 3594 4490 4494 4690 Tapered Shaft Models only OEM: A157145 199352A1 A155180 A152153 A62974	\$266
TP036	<b>WATER PUMP</b> Suits 1896 2096 5120 5130 5140 5150 5220 5230 5240 5250 MX90 MX100 MX110 MX120 MX135 MX150 MX170 OEM: J802970 A77703 J802358 J802970 A77471 72515588	\$221
TP037	<b>WATER PUMP - 8.3 LITRE</b> Suits 7110 7120 7130 7140 7150 7210 7220 7230 7240 7250 9250 MX180 MX200 MX220 8910 8920 8930 8940 8950 9110 9130 9210 9230 9240 OEM: A77704 J802975	\$220
TP031	<b>WATER PUMP</b> Suits 1590 1594 1690 1694 OEM: K200759	\$145
TP059	<b>WATER PUMP</b> Suits 2670 4690 4694 OEM: A157146	\$285
TP043	<b>EXHAUST ELBOW</b> Suits 1170 1175 1270 1370 OEM: A61265	\$130
<b>Final Drive &amp; Brake Parts</b>		
TP053	<b>BRAKE DISC (7" dia) 24 spl</b> Suits 730 770 830 930 1030 early 870 & 970 OEM: 1975466C1 A44712 A40794	\$35
TP054	<b>BRAKE DISC (8" dia) 24 spl</b> Suits Late 870 & 970 1070 1170 1175 OEM: 1975469C1 A65336 A65189	\$47

Part No.		Price
<b>Front Axle Steering Parts</b>		
TP033	<b>STUB AXLE</b> Suits 730 830 930 1030 OEM: A57441 A24638	\$350
TP042	<b>STUB AXLE</b> Suits 770 870 970 1070 1175 OEM: A176152 A62915 A62316	\$360
TP040	<b>STUB AXLE</b> Suits 1896 Early 2090 & 2290 2094 2294 2096 (2" Diameter King Pin) OEM: A167024 A145941	\$375
TP041	<b>STUB AXLE</b> Suits Late 2090 2290 2294 2390 2394 2590 2594 (2 15/64" Diameter King Pin) OEM: A161274 A147118	\$375

Part No.		Price
TP525	<b>WHEEL BEARING &amp; SEAL KIT</b> Suits TPCA-200 & TPCA-191	\$113
TP046	<b>TIE ROD INNER</b> Suits 770 870 970 1070 1090 1170 1175 OEM: A44762	\$51
TP047	<b>TIE ROD OUTER</b> Suits 770 870 970 1070 1090 1170 1175 OEM: A143028	\$57
TP048	<b>TIE ROD INNER</b> Suits 1090 1170 1270 1370 1570 OEM: A43376 359775A1	\$51

(continued over page...)



Part No.		Price
<b>PTO Parts</b>		
<b>TP055</b>	<b>PTO SHAFT 540/1000rpm DUAL SPEED</b> Suits 770 870 970 1070 1090 1170 1175 OEM: A58214	\$335
<b>TP044</b>	<b>PTO SHAFT 540/1000rpm DUAL SPEED</b> Suits 1896 2090 2290 2094 2096 2294 OEM: A140655	\$365
<b>TP062</b>	<b>PTO OUTPUT SHAFT - 1000rpm</b> <b>44mm shaft/20 spl</b> Suits 1270 1370 1570 2390 2394 2590 2594 3394 3594 OEM: A148833	\$365

Part No.		Price
<b>Cab Parts</b>		
<b>TP016</b>	<b>FAN MOTOR - 3 Speed - 12V</b> 8mm double shaft - 340mmL x 90mm body	\$230
<b>TP018</b>	<b>FAN MOTOR - Reversible Speed - 12V</b> 5/16" double shaft - 220mmL x 90mm body Suits 770 870 970 1070 1090 1170 1175 1270 1370 1570 2470 2670 OEM: F89750	\$205
<b>TP039</b>	<b>FAN MOTOR - 12V - 2 wire</b> 5/8" double shaft -303mmL x 75mm body Suits 90 94 96 Series CAB Blower Suits 1896 2090 2094 2096 2290 2294 2390 2394 2590 2594 2670 2870 3294 3394 3594 4490 4494 4690 4694 OEM: F96901 86508360 F42775 F45196 F89388	\$235

Part No.		Price
<b>Front Axle &amp; Steering Parts</b>		
<b>TP125</b>	<b>KINGPIN ONLY</b> Suits 236 306 354 C670 C6100 OEM: 37289 50161	\$155
<b>TP126</b>	<b>BUSH</b> Suits King Pin - TP125 OEM: 37080	\$11
<b>TP129</b>	<b>THRUST BEARING</b> Suits King Pin - TP125 OEM: 37092	\$22
<b>TP128</b>	<b>1 1/4" UNF Kingpin Nut</b> OEM: 37291	\$13
<b>TP489</b>	<b>WOODRUFF KEY suit Top Of Kingpin</b> OEM: 20476	\$22
<b>TP488</b>	<b>WOODRUFF KEY suit Bottom Of Kingpin</b> OEM: 26H101	\$13
<b>TP470</b>	<b>WHEEL BEARING AND SEAL KIT</b> Suits CHAM 306-C6100 80-90 SERIES	\$230
<b>TP133</b>	<b>1" L/H THREAD TIE ROD AND DRAG LINK END (Female Thread)</b> Suits 236 306 354 C 670 C6100 Champion 306 OEM: 37094 63552 70728	\$94
<b>TP134</b>	<b>1" R/H THREAD TIE ROD AND DRAG LINK END (Female Thread)</b> Suits CM6 236 306 354 C670 C6100 Champion 306 OEM: 70727 22442 63551	\$94
<b>TP151</b>	<b>1" L/H THREAD TIE ROD END - Inner (Male Thread)</b> Suits 3380 4080 4280 4480 4090 4290 4490 4690 OEM: 56858	\$88
<b>TP082</b>	<b>1" R/H THREAD TIE ROD END - Outer (Male Thread)</b> Suits 3380 4080 4280 4480 4090 4290 4490 4690 OEM: 56782	\$88
<b>TP384</b>	<b>7/8" R/H THREAD TIE ROD END (Male Thread)</b> Suits 9G CM6 OEM: AR28115 CHAM4008	\$47

Part No.		Price
<b>TP412</b>	<b>7/8" L/H THREAD TIE ROD END (Male Thread)</b> Suits 9G CM6 OEM: AR27351 CHAM4007 AR27430	\$47
<b>TP080</b>	<b>STEERING SHAFT</b> Suits 3380 4080 4280 4480 OEM: 58873	\$285
<b>TP526</b>	<b>OUTER TIE ROD END - RIGHT</b> Suits 4090 4WD OEM: 39318	\$258
<b>TP527</b>	<b>OUTER TIE ROD END - LEFT</b> Suits 4090 4WD OEM: 39315	\$258
<b>TP150</b>	<b>INNER TIE ROD END</b> Suits 4090 4WD OEM: AL39316	\$130
<b>TP015</b>	<b>10" x 16" x 6 STUD FRONT RIM</b> 11.00 x 16 TYRES - 5 1/2" Outside 5" Inside Dish	\$305
<b>TP014</b>	<b>8" x 16" x 6 STUD FRONT RIM</b> 9.00-11.00 x 16 TYRES - 4" Outside 5" Inside Dish Suits 4080	\$250
<b>Mufflers</b>		
<b>TP404</b>	<b>MUFFLER</b> Suits 4090 (Not Spark Arrester Type) OEM: AL24553	\$305
<b>TP147</b>	<b>MUFFLER</b> Suits 4080 4280 (Not Spark Arrester Type)	\$765
<b>TP100</b>	<b>MUFFLER</b> Suits 9G 306 C670 C6100 (Spark Arrester Type)	\$710
<b>TP355</b>	<b>MUFFLER</b> Suits 4480 4290 4490 4690 (Not Spark Arrester Type) OEM: AR61073 RE20224 AR86599 AR48773	\$390
<b>Engine Parts</b>		
<b>TP363</b>	<b>EXHAUST MANIFOLD</b> Suits 3380 OEM: T20249	\$230
<b>TP393</b>	<b>CAMSHAFT</b> Suits 4490 4690 OEM: R71529	\$525
<b>TP083</b>	<b>RETAINER - FLYWHEEL HUB</b> Suits 3380 4080 4280 4480 inc B Series OEM: 55483	\$330

# Clear View Cap Kits

## FOR TRACK TYPE TRACTORS

- Easy view of oil levels for idler and roller wheel hubs
- View clarity of oil
- UV protected, scratch resistant, high impact plastic caps
- Easily view inside and outside idlers and rollers

For more details - see full ad on inside back cover



These are replacement parts only, not OEM. OEM numbers are used for reference only.

These are replacement parts only, not OEM. OEM numbers are used for reference only.

(continued over page...)



Part No.		Price
<b>Engine Parts</b>		
<b>TP084</b>	<b>RETAINER - FLYWHEEL HUB</b> Suits 236 306 354 C670 C6100 OEM: 37166	<b>\$330</b>
<b>TP366</b>	<b>LIFT PUMP</b> Suits 3380 4080 4280 4480 4090 4290 OEM: RE42211 RE27667 AR52159	<b>\$72</b>
<b>TP093</b>	<b>LIFT PUMP</b> Suits CM306 CM354 CM6 C670 C6100 OEM: 26490	<b>\$67</b>
<b>TP064</b>	<b>LIFT PUMP</b> Suits 9G Fit arm off original pump to use	<b>\$185</b>
<b>TP149</b>	<b>PENCIL INJECTION NON-TURBO ENGINES</b> Suits 3380 4080 4280 4090 OEM: AR89563 AR73673	<b>\$112</b>
<b>TP141</b>	<b>PENCIL INJECTION TURBO ENGINES</b> Suits 4480 4290 OEM: AR90023	<b>\$122</b>
<b>TP092</b>	<b>STARTER MOTOR REDUCTION DRIVE</b> Suits CM6 306 354 C670 C6100 3380 4080 4280 4480 4290 4490 4690 OEM: 43286 26828 62890 70196	<b>\$850</b>
<b>TP106</b>	<b>STARTER KEY SWITCH</b> Suits 9G C670 6100 236 CM6 OEM: 43287 40532 38450	<b>\$42</b>
<b>TP135</b>	<b>ALTERNATOR 70 AMP</b> Suits C670 C6100 236 306 354 OEM: 57951 54351 43288	<b>\$205</b>
<b>TP493</b>	<b>ALTERNATOR - 70 AMP</b> Suits 4080 4280 4480 OEM: 63031	<b>\$525</b>
<b>TP081</b>	<b>ENGINE STOP CABLE</b> Suits all models to 4480 OEM: 61294 70289	<b>\$24</b>
<b>TP066</b>	<b>THROTTLE CABLE</b> Suits 3380 4080 4280 4480 OEM: 60607	<b>\$125</b>
<b>TP101</b>	<b>PARK BRAKE CABLE</b> Suits 3380 4080 4280 4480 OEM: 63130	<b>\$170</b>
<b>TP067</b>	<b>TACHO CABLE</b> Suits 3380 4080 4280 4480 OEM: 60837	<b>\$67</b>
<b>TP124</b>	<b>TACHO CABLE</b> Suits C670 C6100 CM6 C306 CM354 OEM: 26997	<b>\$57</b>
<b>TP110</b>	<b>PTO ENGAGEMENT CABLE</b> Suits 4090	<b>\$230</b>

Part No.		Price
<b>TP091</b>	<b>WATER PUMP (NO PULLEY)</b> Suits 306 354 C670 C6100 OEM: 59838 65540 26298	<b>\$200</b>
<b>TP120</b>	<b>RADIATOR MOUNT</b> Suits 236 CM6 306 354 C670 C6100 3380 4080 4280 4480 (CAN BE 7/16" UNC OR 7/16" UNF) OEM: 31628	<b>\$43ea</b>
<b>TP119</b>	<b>WATER PUMP 7/16" UNF CENTRE THREAD</b> Suits 9G - Suit L4 or 270D Perkins Not Meadows OEM: 25901	<b>\$335</b>
<b>TP113</b>	<b>WATER PUMP REPAIR KIT</b> Suits 3380 95mm Impellor OEM: AT32489	<b>\$108</b>
<b>TP108</b>	<b>FAN BELT</b> Suits 4080 4280 4480 Set of 2 Required OEM: AT24833	<b>\$36ea</b>
<b>TP098</b>	<b>FAN BELT</b> Suits CM306 CM670 CM354 C6100 CM6 OEM: 32139	<b>\$11</b>
<b>TP103</b>	<b>TOP RADIATOR HOSE</b> Suits 3380 OEM: 62305	<b>\$43</b>
<b>TP102</b>	<b>BOTTOM RADIATOR HOSE</b> Suits 3380 OEM: 62306 68377	<b>\$84</b>
<b>TP109</b>	<b>TOP RADIATOR HOSE</b> Suits 4080 4280 4480 OEM: 62044 67073	<b>\$82</b>
<b>TP107</b>	<b>BOTTOM RADIATOR HOSE</b> Suits 4080 4280 4480 OEM: 62046	<b>\$112</b>
<b>TP138</b>	<b>TOP RADIATOR HOSE</b> Suits C670 CM6 CM306 C6100 OEM: 38491	<b>\$42</b>
<b>TP139</b>	<b>BOTTOM RADIATOR HOSE</b> Suits C670 CM6 CM306 C6100 OEM: 38492	<b>\$52</b>
<b>TP152</b>	<b>OIL COOLER HOSE KIT</b> Suits 4080 4280 4480 Supplied in one piece - cut to make 4 pieces required	<b>\$98</b>
<b>TP114</b>	<b>WATER PUMP REPAIR KIT</b> Suits 4080 4280 4480 110mm Diameter 19mm Height Impellor OEM: RE11346	<b>\$188</b>
<b>TP116</b>	<b>WATER PUMP REPAIR KIT with 6/359 engine</b> Suits 4280 4090 4480 Turbo 4290 135mm Impellor OEM: RE11348	<b>\$208</b>

Part No.		Price
<b>Engine Parts</b>		
<b>TP068</b>	<b>WATER PUMP REPAIR KIT with 6/466 engine</b> Suits 4490 4690 OEM: RE10967	<b>\$225</b>
<b>TP130</b>	<b>RADIATOR</b> Suits 306 354 C670 C6100 OEM: 37497	<b>\$1020</b>
<b>TP065</b>	<b>RADIATOR</b> Suits 9G Core 493mm High 496mm Wide 4 rows of core tubes 8 fins per inch OEM: 20214	<b>\$1900</b>
<b>TP099</b>	<b>RADIATOR CAP</b> Suits 236 C670 CM306 C6100 CM354 Suits original 1" inside Neck Depth OEM: 38332	<b>\$11</b>
<b>TP123</b>	<b>RADIATOR CAP</b> Suits 3380 4080 4280 4480 4090 4290 4490 4690 Suits original 3/4" inside Neck Depth OEM: 35370 32119	<b>\$13</b>
<b>TP089</b>	<b>RADIATOR CAP</b> Suits 9G OEM: 21481	<b>\$37</b>
<b>TP105</b>	<b>THERMOSTAT 54MM DIAMETER</b> Suits 236 C670 CM6 C670 CM306 C6100 CM354 3380 OEM: 26075 41173	<b>\$17</b>
<b>TP146</b>	<b>THERMOSTAT 54MM DIAMETER</b> Suits 4080 4280 4480 with Dual Thermostats (6-329 engine) or Single Thermostat (6-359 Engine) 4280 4480 4090 4290 4490 4690 OEM: AR48675	<b>\$19</b>
<b>TP148</b>	<b>THERMOSTAT</b> Suits 4080 4280 4480 (6-329 Engine) and Single Thermostat OEM: AR77411 AR70601	<b>\$97</b>
<b>TP112</b>	<b>THERMOSTAT 63MM DIAMETER</b> Suits 236 CM6 CM306 CM354 C6100	<b>\$52</b>

**INDIVIDUAL PARTS AVAILABLE**  
eg Pistons Liners Ring Sets Bearings

<b>TPCH-6354</b>	<b>ENGINE OVERHAUL KIT - INFRAME</b> Suits C6100 CM354 CM6 - semi finished liners Includes Pistons Ring Sets Liners Big End Bearings Gudgeon Bushes Full Top and Bottom Gasket Sets Excludes Main Bearings and Crank Seals Suits in-frame overhaul leaving crankshaft in position	<b>\$880</b>
<b>TP112</b>	<b>ENGINE OVERHAUL KIT - OUT OF FRAME</b> Suits C6100 CM354 CM6 Includes Pistons Ring Sets Liners Big End Bearings Gudgeon Pin Bushes Main Bearings Full Top and Bottom Gasket Sets inc Crank Seals Suits out of frame complete overhaul	<b>\$950</b>
<b>TP111</b>	<b>ENGINE OVERHAUL KIT - INFRAME</b> Suits 3380 Includes Pistons Ring Sets Liners Big End Bearings Gudgeon Bushes Full Top and Bottom Gasket Sets Excludes Main Bearings and Crank Seals Suits in-frame overhaul leaving crankshaft in position	<b>\$1020</b>

Part No.		Price
<b>TPCH-4239M</b>	<b>ENGINE OVERHAUL KIT - OUT OF FRAME</b> Suits 3380 Includes Pistons Ring Sets Liners Big End Bearings Gudgeon Pin Bushes Main Bearings Full Top and Bottom Gasket Sets inc Crank Seals Suits out of frame complete overhaul	<b>\$1150</b>
<b>TPCH-6329</b>	<b>ENGINE OVERHAUL KIT - INFRAME</b> Suits 4080 Includes Pistons Ring Sets Liners Big End Bearings Gudgeon Bushes Full Top and Bottom Gasket Sets Excludes Main Bearings and Crank Seals Suits in-frame overhaul leaving crankshaft in position	<b>\$1540</b>
<b>TP121</b>	<b>ENGINE OVERHAUL KIT - OUT OF FRAME</b> Suits 4080 Includes Pistons Ring Sets Liners Big End Bearings Gudgeon Pin Bushes Main Bearings Full Top and Bottom Gasket Sets inc Crank Seals Suits out of frame complete overhaul	<b>\$1770</b>
<b>TPCH-6359</b>	<b>ENGINE OVERHAUL KIT - INFRAME</b> Suits 4280 4090 Non Turbo Includes Pistons Ring Sets Liners Big End Bearings Gudgeon Bushes Full Top and Bottom Gasket Sets Excludes Main Bearings and Crank Seals Suits in-frame overhaul leaving crankshaft in position	<b>\$1430</b>
<b>TPCH-6359M</b>	<b>ENGINE OVERHAUL KIT - OUT OF FRAME</b> Suits 4280 4090 Non Turbo Includes Pistons Ring Sets Liners Big End Bearings Gudgeon Pin Bushes Main Bearings Full Top and Bottom Gasket Sets inc Crank Seals Suits out of frame complete overhaul	<b>\$1645</b>
<b>TPCH-6359T</b>	<b>ENGINE OVERHAUL KIT - INFRAME</b> Suits 4480 4290 Turbo Includes Pistons Ring Sets Liners Big End Bearings Gudgeon Bushes Full Top and Bottom Gasket Sets Excludes Main Bearings and Crank Seals Suits in-frame overhaul leaving crankshaft in position	<b>\$1540</b>
<b>TPCH-6359TM</b>	<b>ENGINE OVERHAUL KIT - OUT OF FRAME</b> Suits 4480 4290 Turbo Includes Pistons Ring Sets Liners Big End Bearings Gudgeon Pin Bushes Main Bearings Full Top and Bottom Gasket Sets inc Crank Seals Suits out of frame complete overhaul	<b>\$1780</b>

**INDIVIDUAL PARTS AVAILABLE**  
eg Pistons Liners Ring Sets Bearings

**Clutch Parts**

<b>TP143</b>	<b>CLUTCH KIT</b> Includes Pressure Plate Organic Clutch Plate Thrust Bearing Pilot Bearing Suits 3380 4080 4280 4480 up to S/N2844 236 306 354 C670 C6100 Late model 9G CM6 1964 on	<b>\$995</b>
<b>TP491</b>	<b>CLUTCH KIT</b> Includes Pressure Plate Ceramic Clutch Plate Thrust bearing Pilot Bearing Suits 3380 4080 4280 4480 inc B Series CM6 236 305 354 C670 C6100	<b>\$1070</b>
<b>TP142</b>	<b>PRESSURE PLATE (14")</b> Suits 3380 4080 4280 4480 up to No 2844 236 306 354 C670 C6100 late model 9G CM6 1964 on OEM: 36306	<b>\$770</b>
<b>TP145</b>	<b>CLUTCH PLATE CERAMIC - Button Type (14")</b> Suits 3380 4080 4280 4480 inc B Series CM6 236 306 354 C670 C6100 (in heavy duty applications) OEM: 69069	<b>\$305</b>

These are replacement parts only, not OEM. OEM numbers are used for reference only.

(continued over page...)

These are replacement parts only, not OEM. OEM numbers are used for reference only.

(continued over page...)



Part No.		Price
<b>Clutch Parts</b>		
TP087	<b>CLUTCH PLATE - Organic Lining (14")</b> Suits 9G CM6 236 306 354 C670 C6100 3380 4080 4280 4480 inc B Series OEM: 55858 31558	\$248
TP073	<b>PILOT BEARING</b> Suits 9G CM6 236 306 354 C670 C6100 3380 4080 4280 4480 4090 4290 4490 4690 OEM: 20189	\$23
TP072	<b>THRUST RELEASE BEARING</b> Suits 9G CM6 236 306 354 C670 C6100 3380 4080 4280 4480 OEM: 20205	\$98
TP131	<b>CLUTCH PLATE - Spicer (14") Ceramic</b> Suits 4090 4290 4490 4690 JD/CHAM OEM: 70770	\$350
TP132	<b>CLUTCH PLATE - (14") Organic</b> Suits 4090 4290 4490 4690 JD/CHAM OEM: 70770	\$325
TP136	<b>PRESSURE PLATE ASSY (14")</b> Suits 4090 4290 4490 4690 JD/CHAM including thrust bearing OEM: 70832	\$810
TP104	<b>CLUTCH PLATE - Spicer (15 1/2") Ceramic</b> Suits 4490-4690	\$370
TP088	<b>PRESSURE PLATE ASSY - Spicer (15 1/2")</b> Suits 4490-4690 including thrust bearing	\$1105
TP490	<b>THRUST BEARING</b> Suits 4090 4290 4490 4690	\$56
<b>Transmission &amp; PTO Parts</b>		
TP085	<b>PTO INPUT SHAFT - 13 spl</b> Suits 236 306 354 C670 C6100 OEM: 37198	\$405
TP086	<b>PTO INPUT SHAFT - 10/13 spl</b> Suits 80 Series OEM: 54608	\$660
TP076	<b>PTO &amp; DRIVE DRIVEN DISC STEEL</b> Suits 3380 4080 4280 4480 4090 4290 4490 4690 (6 REQUIRED) OEM: 55951	\$12
TP077	<b>PTO &amp; DRIVE DRIVING DISC FRICTION</b> Suits 3380 4080 4280 4480 4090 4290, 4490 4690 (6 REQUIRED) OEM: 55952	\$25
TP078	<b>PTO INNER DISC FRICTION</b> Suits 236 306 354 C670 C6100 5/4 O.D. 9G with 32838 wet clutch COUNTRYMAN 6 (6 REQUIRED) OEM: 38389 39781	\$25
TP079	<b>PTO DISC OUTER STEEL</b> Suits 236 306 354 C670 C6100 5/4 O.D. 9G with wet clutch COUNTRYMAN 6 (7 required) OEM: 38390 32837	\$11
TP137	<b>BRAKE DISC - PTO</b> OEM: 38439	\$67

These are replacement parts only, not OEM. OEM numbers are used for reference only.

Part No.		Price
TP153	<b>UNI JOINT BOLT TYPE</b> Suits C6100 Main Drive 4280 4480 Main Shaft 4490 OEM: 32603 72287	\$140
TP154	<b>UNI JOINT NON BOLT TYPE</b> Suits C6100 PTO Shaft OEM: 45184	\$37
TP155	<b>UNI JOINT BOLT TYPE</b> Suits C6100 PTO Shaft OEM: 45185	\$92
TP156	<b>UNI JOINT NON BOLT TYPE</b> Suits 3380 4080 PTO and Main Shaft (Total 4 Req'd) 4280 4480 PTO Only OEM: 65127	\$145
TP158	<b>UNI JOINT NON BOLT TYPE</b> Suits 4280 4480 Main Shaft 4490 OEM: 35845 77288	\$77

### Cab Parts

TP017	<b>FAN MOTOR - 12V 250mm x 75mm body</b> Suits 5/16" double shaft 3380 4080 4280 4480 OEM: AR62497 RE223623	\$189
TP071	<b>WINDOW SEAL</b> per metre	\$19
TP094	<b>DOOR LATCH - Left</b> Suits 3380 4080 4280 4480 OEM: 56988	\$82
TP095	<b>DOOR LATCH - Right</b> Suits 3380 4080 4280 4480 OEM: 56988	\$77
TP096	<b>CAB DOOR HANDLE - OUTSIDE</b> Suits 3380 4080 4280 4480 OEM: 20062	\$46
TP097	<b>CAB DOOR HANDLE - INSIDE</b> Suits 3380 4080 4280 4480 OEM: 62910	\$25

### Hydraulic Pumps

TP144	<b>HYDRAULIC PUMP - SINGLE</b> Suits 306 354 C6100 C670 OEM: 68669	\$1790
TP117	<b>HYDRAULIC PUMP - SINGLE</b> Suits 3380 4080 4280 4480 OEM: 67636	\$1900
TP118	<b>HYDRAULIC PUMP - DUAL</b> Suits 3380 4080 4280 4480 OEM: 59114 69114	\$2810
TP140	<b>HYDRAULIC PUMP DRIVE - COUPLING</b> Suits 236 306 354 C6100 C670 CM6 CM354 Fits original Vickers pump only 3/4" Bore - 3/16" Bore - 75mm housing Confirm bore and chain size (1/2" or 3/8")	\$257

**ANY OTHER  
CHAMBERLAIN PARTS?**  
Please enquire as we may  
be able to source for you.

Part No.		Price
<b>Front Axle &amp; Steering Components</b>		
TP175	<b>STUB AXLE LH</b> Suits 5000 5600 5610 6600 6610 7000 7600 7610 7700 OEM: C5NN-3106-J	\$180
TP176	<b>STUB AXLE RH</b> Suits 5000 5600 5610 6600 6610 7000 7600 7610 7700 OEM: C5NN-3105-M	\$180
TP202	<b>STUB AXLE RH (low clearance)</b> Suits 5700 6700 6710 7700 7710 7810 7910 8210 OEM: D5NN-3105-F 83908152	\$445
TP203	<b>STUB AXLE LH (low clearance)</b> Suits 5700 6700 6710 7700 7710 7810 7910 8210 OEM: D5NN-3106-F 83908153	\$445
TP471	<b>WHEEL BEARING &amp; SEAL KIT</b> Suits Suits TP175 TP176 TP202 TP203	\$56
TP528	<b>WHEEL BEARING &amp; SEAL KIT</b> Suits 7010 8000 8010 8200 8240 8340 8600 8700 9000 9200 9600 9700	\$160
TP181	<b>STEERING ARM LH</b> Suits TW5 TW15 TW25 5700 6700 6710 7700 7710 8700 9700 long wheel base OEM: D5NN3131B 83903316	\$900
TP187	<b>DRAG LINK - 1300mm centres</b> Suits 5000 5600 7000 7600 5610 6610 7610 OEM: E0NN3304CA	\$200
TP207	<b>FRONT HUB - 6 bolt</b> Suits 5000 5600 5610 6600 6610 6700 6710 7000 7700 7710 7810 7840 7910 8210 OEM: C9NN-1104-D 87554744	\$108
TP179	<b>TIE ROD SHORT</b> Suits 8000 8600 8700 9000 9200 9600 9700 TW20 5000 5100 5200 5600 5610 6000 6010 7000 7100 7200 7600 7610 OEM: E3NN-3307-AA C5NN-330-7F	\$51
TP180	<b>TIE ROD LONG</b> Suits 8000 8600 8700 9000 9200 9600 9700 OEM: C7NN-3280-D	\$62
TP164	<b>TIE ROD END LH OUTER</b> Suits 5000 7600 Manual & Power Steering 7100, 5600 5610 7600 7610 with Power Steering only OEM: C7NN3281A 1822050 C7NN3281B	\$62
TP165	<b>TIE ROD END RH OUTER</b> Suits 5000 7000 Manual & Power Steering 7100 5600 7600 with Power Steering only 7610 OEM: C7NN3280E 1822049 C5NN3280E	\$62
TP170	<b>TIE ROD END POWER STEERING RAM (FEMALE)</b> Suits 5700 6700 6710 7700 7710 7910 8210 8700 9700 TW5 TW10 TW15 TW20 TW25 TW30 TW35 OEM: D8NN3B539AB	\$113

These are replacement parts only, not OEM. OEM numbers are used for reference only.

Part No.		Price
TP171	<b>TIE ROD END POWER STEERING RAM (MALE)</b> Suits 5700 6700 6710 7700 7710 7910 8210 8700 9700 TW5 TW10 TW15 TW20 TW25 TW30 TW35 OEM: D8NN3A302AA 83913086	\$77
TP172	<b>TIE ROD END - OUTER</b> Suits 5700 6700 7700 8700 9700 TW10 TW20 TW35 OEM: E1NN3280AA D5NN3280A	\$112
TP173	<b>TIE ROD END - OUTER THREADED</b> Suits 5700 6700 6710 7700 8000 8210 8530 8630 8700 9700 TW5 TW10 TW20 TW35 OEM: E1NN3289AA	\$112
TP529	<b>TIE ROD END</b> Suits 8160 8240 8260 8340 8360 8430 8560 8630 8830 TD75D TD80D TD85D,TD90D TD95D TM115 TM120 TM125 TM130 TM135 TM140 TM150 TM155 TM165 TM175 TM190 TN555 TN60SA TN65F/N/S TN70F/NA/S/SA TN75F/FA/N/NA/S/SA TN80F TN85FA TN90F TN95F/FA/NA TS100A TS110A TS115A TS125A TS135A OEM: 5117314	\$82
TP530	<b>TIE ROD END</b> Suits 3010S 3430 3435 3830 3930 3930H/NO 3935 4010S 4030 4130N/NO 4135 4230 4630 4630N/NO/OO 4635 4830 4830N/O 4835 5010S 5030 5030O 5635 5640 6635 6640 6640O 7635 7740 7740O 7840 TD55D TD60D TD65D TD70D TL100 TL70 TL80 TL90 TN55D TN60A/DA TN65/D TN65D/F TN70D/F TN75D/DA/F TN80/F/FA TN90/F/FA TN95/F/FA TS100 TS110 TS115 TS80 TS90 OEM: 5109553	\$41

### Radiators

TP206	<b>RADIATOR without oil cooler pipes</b> Suits 5000 5600 6600 7600 5610 6610 6710 OEM: C7NN-8005-E C5NN8005N D6NN8005A D6NN8005B	\$515
TP201	<b>RADIATOR with cooler pipes</b> Suits 5000 5600 6600 7600 5610 6610 6710 OEM: D8NN8005PA	\$695
TP162	<b>RADIATOR without cooler pipes</b> Suits 3000 3600 3900 4000 4100 4600 OEM: C7NN8005 E0NN8005MC15M 3990194	\$485
TP198	<b>RADIATOR</b> Suits 8530 8630 TW5 TW10 TW15 TW20 TW25 TW30 TW35 8530 8630 8730 8830 OEM: E3NN8005BD15M 82847503 E3NN8005AD15M	\$1895



Part No.		Price
<b>Mufflers</b>		
<b>Mufflers Duplicate Originals in Dimensions and Shape</b>		
<b>TP188</b>	<b>MUFFLER (Vertical)</b> Suits 2000 3000 4000 4100 4600 5000 Length 29" Shell 5 1/2" Inlet 1 7/8"ID Outlet 2"OD	<b>\$112</b>
<b>TP189</b>	<b>MUFFLER</b> Suits 7000 7600 7700 7710 Length 38" Shell Oval Inlet 2 3/8"ID Outlet 2 1/2"OD OEM: D5NN-5230-F D5NN-5230-V	<b>\$145</b>
<b>TP190</b>	<b>MUFFLER</b> Suits 8700 TW10 Length 44" Shell Oval Inlet 2 3/4"ID Outlet 3"OD OEM: D5NN-5230-S	<b>\$305</b>
<b>TP486</b>	<b>MUFFLER</b> Suits 9600 9700 TW10 TW20 TW30 Length 44 1/2" Shell Oval Inlet 3 1/2"ID Outlet 3 1/2"OD OEM: D6NN5230AJ	<b>\$330</b>
<b>Spark Arrested Mufflers available on request</b>		
<b>Engine Parts</b>		
<b>TP197</b>	<b>FUEL LIFT PUMP (on injection pump)</b> Suits all models using CAV & Simm inline inj. pump 2000-4410 inclusive 5000 5600 5610 6600 6610 6700 7600 7700 7710 7910 8210 all TW Models 9600 9700 8401 8630 8730 8830 OEM: D8NN9350AA C7NN-5230-Z 83991467 D88NN9350AB 4222104M91	<b>\$72</b>
<b>TP192</b>	<b>STARTER MOTOR - TYPE M50</b> Suits 2000 to 9700 TW10 TW15 TW20 TW30 OEM: D8NN-11000-AA	<b>\$405</b>
<b>TP482</b>	<b>ALTERNATOR 12V 55 AMP</b> Suits 2000 2600 3000 3600 4000 4100 4600 5000 5600 5700 6000 6600 6700 7000 7600 7700 8000 8600 8700 9700	<b>\$300</b>
<b>TP199</b>	<b>ALTERNATOR 12V 70 AMP</b> Suits 2600 3600 4100 4600 5600 6600 7600 2610 3610 3910 4110 4610 5610 6610 6810 7610 7710 6700 7700 3230 3430 3930 4130 4630	<b>\$200</b>
<b>TP153</b>	<b>ALTERNATOR BELT</b> Suits TJ275 TJ280 TJ325 TJ330 TJ375 TJ380 TJ425 TJ430 TJ450 TJ480 TJ500 TJ530 OEM: 87437226 325290A1	<b>\$46</b>

These are replacement parts only, not OEM. OEM numbers are used for reference only.

Part No.		Price
<b>TP160</b>	<b>WATER PUMP</b> Single Pulley 3/8" mount bolts Suits 2000 to 7710 inclusive OEM: EAPN8A513F 83926002	<b>\$103</b>
<b>TP166</b>	<b>WATER PUMP - Single Pulley</b> Suits 7910 8210 8530 8630 8700 8730 8830 9700 TW5 TW10 TW15 TW20 TW25 TW30 TW35 OEM: EJP8A513BA FAPN8A513LL	<b>\$200</b>
<b>TP167</b>	<b>WATER PUMP - Double Pulley</b> Suits TW5 TW10 TW15 TW20 TW25 TW30 TW35 OEM: EJP8A513BA 1863835	<b>\$305</b>
<b>TP191</b>	<b>WATER PUMP</b> Double Pulley 3/8" mount bolts Suits 3600 to 7700 3210 to 7710 inclusive OEM: EAPN8A513E	<b>\$134</b>
<b>TP161</b>	<b>WATER PUMP</b> Suits Fordson Major Power Major Super Major OEM: EIADKN8501B 1711728	<b>\$112</b>
<b>TP205</b>	<b>REAR EXHAUST MANIFOLD</b> Suits 8700 9700, TW5 to TW30 7810 7910 8210 8530 to 8830 OEM: D5NN-9431-A	<b>\$150</b>
<b>TP204</b>	<b>FRONT EXHAUST MANIFOLD</b> Suits 7810 7910 8700 9700, TW10 TW20 TW30 TW35 8210 7910 8700 9700 OEM: D8NN-9430-AA D5NN-9430-A D8NN-9430-AB	<b>\$250</b>
<b>TP531</b>	<b>MANIFOLD</b> Suits 5000 5100 5190 5200 5340 5500 5900 6500 OEM: CSNE-9430-D 81806040	<b>\$145</b>
<b>Clutch &amp; Brake Parts</b>		
<b>TP185</b>	<b>CLUTCH PLATE 13" BUTTON TYPE</b> Suits 8000 8600 8700 9000 9700 TW5 TW10 8401 OEM: DINN-7550-C-B9051	<b>\$470</b>
<b>TP186</b>	<b>13" PRESSURE PLATE</b> Suits 8000 8600 8700 9000 9600 9700 TW5 TW10 8401 OEM: D8NN-7563-BA	<b>\$335</b>
<b>TP165</b>	<b>THROWOUT BEARING</b> Suits 5000 to 8700 9000 9600 TW5 to TW35 OEM: D8NN-7580-BB	<b>\$51</b>
<b>TP196</b>	<b>PILOT BEARING</b> Suits 5000 to 8700 TW5 to TW35 OEM: C5NN-N779-B	<b>\$41</b>
<b>Early model Ford clutches available - call for pricing Dexta, Major, 2000's, 3000's, 4000's, 5000's, 6000's, 7000's</b>		

Part No.		Price
<b>PTO Parts</b>		
<b>TP177</b>	<b>PTO HUB - 22 spl - 6 holes</b> Suits some 8000 8600 8700 9000 9600 9700 all 8530-8830 TW5 to TW35 OEM: D8NN-N778-AA 8391 3005 87554190	<b>\$335</b>
<b>TP178</b>	<b>PTO HUB - 20 spl - 6 holes</b> Suits same models as TP177, but different OEM OEM: EONNN777AB 83936827	<b>\$205</b>
<b>TP532</b>	<b>PTO HUB - 15 spl - 6 holes</b> Suits TW5 TW10 TW20 5000 to 7710 inclusive OEM: 81801947 C5NNN777A	<b>\$228</b>
<b>TP193</b>	<b>PTO INPUT SHAFT - 955mm</b> 24/22 spl - suits TP177 8000 8600 8700 9000 9600 9700 TW10 TW20 TW30 OEM: D8NN-7A684-BA	<b>\$575</b>
<b>TP194</b>	<b>PTO INPUT SHAFT - 952mm</b> 24/22 spl TW5 10 15 20 25 30 35 TP177 Hub 9600 9700 OEM: D8NN-7A684-AB	<b>\$640</b>
<b>TP183</b>	<b>PTO SHAFT - 540rpm</b> (2 speed PTO) - 290mm - 36/38T drive spl. Suits 5100 5200 5600 5700 6600 6700 7000 7700 8000 8600 8700 9000 9600 9700 OEM: D2NN-B728-A C7NNB728E	<b>\$335</b>
<b>TP184</b>	<b>PTO SHAFT - 1000rpm</b> (2 speed PTO) - 290mm - 38T drive spl. Suits 5100 5200 5600 5700 6600 6700 7000 7700 8000 8600 8700 9000 9600 9700 OEM: D2NN-B728-B	<b>\$320</b>
<b>TP168</b>	<b>PTO SHAFT - 540rpm</b> 298mm - 8T drive spl. Suits TW5 TW10 TW20 TW25 6700 7100 7600 7700 OEM: 83959984 E6NNB728AA D8NNB728AD	<b>\$350</b>
<b>TP169</b>	<b>PTO SHAFT - 1000rpm</b> 298mm - 8T drive spl. Suits TW5 TW10 TW15 TW20 TW25 TW30 TW35 5100 5600 6600 6700 7600 7610 7700 7710 7810 8000 8210 8240 8340 8670 8700 9700 OEM: 83957546 D8NNB728BC	<b>\$325</b>
<b>Hydraulic Pumps</b>		
<b>TP163</b>	<b>HYDRAULIC PUMP</b> Suits 5000 7000 without dual power OEM: D8NN600G 81823983	<b>\$800</b>
<b>TPFD-468</b>	<b>HYDRAULIC PUMP 16gpm</b> Suits TW5 TW10 TW15 TW20 TW25 TW35 8530 8630 8730 8830 OEM: D8NN-600-FA 83913537 E2NN600BA	<b>\$950</b>

These are replacement parts only, not OEM. OEM numbers are used for reference only.

Part No.		Price
<b>TP200</b>	<b>POWER STEERING PUMP</b> Suits 2000 3000 4000 5000 7000 2600 3600 4100 4600 5600 6600 7600 2610 3610 4110 2600 5000 OEM: E6NN3K514EA	<b>\$730</b>
<b>TPFD-1444</b>	<b>POWER STEERING PUMP</b> Suits 4610 4630 5610 6610 7610 3430 3930 4130 3230 OEM: E6NN3K514PA	<b>\$510</b>
<b>TP159</b>	<b>POWER STEERING PUMP FILTER</b> Suits 2000 3000 4000 5000 7000 2600 3600 4100 4600 5600 6600 7600 2610 3610 4110 4610 4630 2600 5000 5610 6610 7610 3430 3930 4130 3230 OEM: EDPN3K758A 3936985	<b>\$15</b>
<b>TPFD-918</b>	<b>POWER STEERING PUMP</b> Suits 3010S 3830 4010S 4030 4230 4330V 4430 OEM: 5179722 5129481 44900839	<b>\$335</b>
<b>TPFD-1919</b>	<b>POWER STEERING PUMP</b> Suits 8430 8630 8830 OEM: 5180273 5167401	<b>\$700</b>
<b>TPFD-919</b>	<b>HYDRAULIC PUMP 33 lit/min</b> Suits 4635 4835 5635 6635 7635 OEM: 5169039 5129486	<b>\$320</b>
<b>TPFD-920</b>	<b>HYDRAULIC PUMP 31 lit/min</b> Suits 3010S 3435 3830 3935 4010S 4030 4135 4230 4430 (Can use TPFD-921 for 42 lit/min) OEM: 5179719 5169772 5129483 5094391	<b>\$335</b>
<b>TPFD-921</b>	<b>HYDRAULIC PUMP 42 lit/min</b> Suits 5010S 8430 8630 8830 TD55D TD60D TD65D TD70D TD75D TD80D TD85D TD90D TD95D OEM: 5179714 5169770 5129488	<b>\$335</b>
<b>Cab Parts</b>		
<b>TP016</b>	<b>FAN MOTOR - 3 speed - 12V</b> 3/8" Double Shaft - 340mmL x 90mm body OEM: D5NN18527AA	<b>\$230</b>
<b>TP017</b>	<b>FAN MOTOR - Reversible 1 speed - 12V</b> 5/16" Double Shaft - 240mmL x 72mm body OEM: VERS 9115622	<b>\$189</b>
<b>TP018</b>	<b>FAN MOTOR - Reversible 3 speed - 12V</b> 5/16" Double Shaft - 220mmL x 90mm body OEM: FD D5NN18546A NH130185	<b>\$205</b>
<b>TP261</b>	<b>CAB FAN ASSEMBLY - 210mmW x 195mmL</b> Suits T8010 T8020 T8030 T8040 T9010 T9020 T9030 T9040 T9050 T9060 TG210 TG230 TG255 TG285 TG245 TG275 TG305 TJ275 TJ280 TJ325 TJ330 TJ380 TJ425 TJ430 TJ450 TJ480 TJ500 TJ530 OEM: 84222524 84222526	<b>\$490</b>

(continued over page...)




Part No.		Price
<b>Cab Parts</b>		
<b>TP533</b>	<b>GLASS - Front</b> Suits TW5 to TW30 2600 to 89700 OEM: 82848332 83951871 84256444	<b>\$375</b>
<b>TP208</b>	<b>GLASS - Rear Lower</b> Suits TW10 to TW25 4610 to 9700 OEM: D6NN94420N11A 83909858	<b>\$165</b>
<b>TP534</b>	<b>GLASS - Rear Upper</b> Suits TW5 to TW30 5510 to 7710 8700 9700 OEM: 83904570 D5NN9442006C	<b>\$505</b>
<b>TP174</b>	<b>GLASS - Rear Upper - Hinged</b> Suits TW5 to TW35 5510 to 9700 OEM: D6NN94420N10B 83909857A	<b>\$320</b>

Part No.		Price
<b>TP250</b>	<b>CAB GLASS - Front Lower LH</b> Suits TM115 TM145 TM150 TM155 TM165 TM175 TM190 8160 8260 8360 8560 OEM: D6NN94420N10B 830019 23	<b>\$140</b>
<b>TP251</b>	<b>CAB GLASS - Front Lower RH</b> Suits MXM120 to MXM190 TM115 TM145 TM150 TM155 TM165 TM175 TM190 8160 8260 8360 8560 OEM: 82001924	<b>\$225</b>
<b>TP535</b>	<b>AIR CONDITIONER - COMPRESSOR</b> Suits 4635 4835 5635 6635 7635 JX55 to JX95 JD60D to JD950 TL70 to TL100 TD80D TD85D OEM: 5165549 72504984	<b>\$695</b>

Part No.		Price
<b>Front Axle &amp; Steering Parts</b>		
<b>TP252</b>	<b>STUB AXLE 12 1/4" STD DUTY</b> Suits 454 574 584 585 595 674 OEM: 405840R11	<b>\$395</b>
<b>TP253</b>	<b>STUB AXLE 15 1/4" STD DUTY</b> Suits 574 674 584 585 595 674 OEM: 527292R92	<b>\$370</b>
<b>TP257</b>	<b>STUB AXLE (HEAVY DUTY)</b> Heavy Duty Bottom Forging Suits 756 856 1256 1456 686 696 766 866 966 976 1066 1466 1468 1566 1568 786 886 986 1086 1486 1586 Hydro 70 86 100 186 3088 3288 3488 3688 5088 5288 5488 OEM: 71785C92	<b>\$350</b>
<b>TP232</b>	<b>WEAR RING</b> Suits TP218 Hub OEM: 48703D	<b>\$17</b>
<b>TP263</b>	<b>KING PIN NUT ONLY</b> Suits TP257 Stub Axle OEM: 427546	<b>\$10</b>
<b>TP220</b>	<b>THRUST BEARING</b> Suits TP257 Stub Axle OEM: 185106C	<b>\$23</b>
<b>TP219</b>	<b>KING PIN BUSH ONLY</b> Suits TP257 Stub Axle OEM: 358958R2	<b>\$23</b>
<b>TP536</b>	<b>WHEEL BEARING &amp; SEAL KIT</b> Suits TP252 & TP253 Stub Axles	<b>\$57</b>
<b>TP472</b>	<b>WHEEL BEARING &amp; SEAL KIT</b> Suits TP257 Stub Axle	<b>\$98</b>
<b>TP315</b>	<b>TIE ROD OUTER</b> Suits 454 574 674 584 684 784 884 485 858 685 885 OEM: 3116406R3	<b>\$66</b>
<b>TP316</b>	<b>TIE ROD INNER</b> 0.875" dia thread Suits same as TP315 OEM: 3116407R3	<b>\$41</b>

Part No.		Price
<b>TP255</b>	<b>TIE ROD OUTER</b> Suits 706 806 656 756 856 1256 1456 686 696 766 866 966 976 1066 1466 1468 1566 1568 786 886 986 1086 1486 1586 3088 3288 3488 3688 Hydro 70 100 86 186 Some 5088 5288 5488 OEM: 359984R93	<b>\$62</b>
<b>TP256</b>	<b>TIE ROD INNER</b> 1" thread Suits same models as TP255 OEM: 384006R92	<b>\$41</b>
<b>TP264</b>	<b>POWER STEERING TIE ROD END</b> Suits late 66 Series All 86 Series 3088 3288 3488 3688 5088 5288 5488 7110 7120 7130 7140 7150 7210 7220 7230 7240 7050 8910 8920 8930 8940 8950 MX100 MX110 MX120 MX135 MX150 MX170 OEM: 71820C91 1280566C2 1259665C91 1280566C91 14885C91	<b>\$62</b>
<b>TP318</b>	<b>POWER STEERING CYLINDER END</b> Suits 7110 7120 7130 7140 7150 7210 7220 7230 7240 8940 8950 OEM: 1277261C1	<b>\$150</b>
<b>TP302</b>	<b>TIE ROD</b> Suits 7710 to 8950 MX100 to MX190 Puma165 to Puma210 OEM: 1280662C1	<b>\$72</b>
<b>TP303</b>	<b>TIE ROD</b> Suits 7710 to 8950 MX100 to MX190 Puma165 to Puma210 OEM: 1280658C1	<b>\$46</b>
<b>TP258</b>	<b>STEERING ARM LH</b> Suits 696 766 866 966 976 1066 1466 1468 1566 1568 786 886 986 1086 1486 1586 3088 3288 3488 3688 Hydro 70 86 100 186 Some 5088 5288 5488 OEM: 531248R2	<b>\$100</b>
<b>TP259</b>	<b>STEERING ARM RH</b> Suits same as TP258 OEM: 531249R2	<b>\$100</b>
<b>TP277</b>	<b>POWER STEERING CYLINDER</b> Suits 766 786 886 986 1066 1086 1466 1486 1566 1568 1586 3088 3288 3488 3688 5088 5288 5488 OEM: 63864C93	<b>\$825</b>
<b>TP280</b>	<b>'A' FRAME SOCKET</b> Suits 544 656 666 706 806 826 856 1456 OEM: 535861R1	<b>\$67</b>
<b>TP281</b>	<b>'A' FRAME CAP</b> Suits same as TP280 OEM: 60763DB	<b>\$42</b>
<b>TP282</b>	<b>"A" FRAME SOCKET</b> Suits 766 866 966 976 1066 1466 1468 1566 1568 786 886 986 1086 1486 1586 OEM: 533808R1	<b>\$57</b>

# Engine Rebuild Components



**Call us for a quote on most makes and models of Header, Tractor or Trucks**

These are replacement parts only, not OEM. OEM numbers are used for reference only.

These are replacement parts only, not OEM. OEM numbers are used for reference only.

(continued over page...)



Part No.		Price
<b>Front Axle &amp; Steering Parts</b>		
<b>TP271</b>	<b>"A" FRAME CAP</b> Suits same models as TP282 OEM: 379953R1	<b>\$36</b>
<b>TP283</b>	<b>"A" FRAME BALL STUD</b> Suits same models as TP282. Plus 554 564 706 756 806 856 1256 686 1456 OEM: 65320C3	<b>\$36</b>
<b>TP246</b>	<b>BUSH - FRONT AXLE PIVOT PIN</b> Suits 66 86 and 88 series OEM: 531242R1	<b>\$16</b>
<b>TP247</b>	<b>PIN ASSEMBLY - CENTRE ARM PIVOT</b> Suits 66 86 and 88 series OEM: 531239R1	<b>\$92</b>
<b>TP248</b>	<b>FRONT AXLE REPAIR KIT</b> Suits 766 786 886 966 986 1066 1086 1468 1486 1566 1568 1586 OEM: 50291003	<b>\$225</b>
<b>TP249</b>	<b>PIVOT PIN - FRONT AXLE PIVOT</b> Suits: 766 786 966 986 1066 1086 1466 1486 1586 OEM: 531240R1	<b>\$135</b>
<b>TP218</b>	<b>8 STUD FRONT HUB</b> No bearings or seals included Suits 696 756 766 856 866 886 966 976 986 1066 1086 1256 1466 1468 1486 1566 1568 1586 3088 3288 3488 3688 5088 5288 5488 OEM: 1323559C 391824R11	<b>\$180</b>
<b>Radiators</b>		
<b>TP342</b>	<b>RADIATOR</b> Suits 886 986 1086 1486 1586 966 1066 1466 1566 OEM: 71611C1 A121723C1	<b>\$1360</b>
<b>TP295</b>	<b>RADIATOR</b> Suits 786 886 OEM: A104594C2	<b>\$1305</b>
<b>TP300</b>	<b>RADIATOR</b> Suits 5120 5130 5140 5220 5230 5240 5250 OEM: 104753A1	<b>\$1150</b>
<b>TP209</b>	<b>RADIATOR</b> Suits 7110 7120 7130 7140 7150 7210 7220 7230 7240 7250 OEM: A190663 505A0379	<b>\$1610</b>
<b>TP267</b>	<b>RADIATOR CAP 10psi</b> Suits 54 74 84 85 66 86 95 and 96 series OEM: 532029R1 532673R1	<b>\$17</b>

These are replacement parts only, not OEM. OEM numbers are used for reference only.

Part No.		Price
<b>Mufflers</b>		
<b>Mufflers Duplicate Originals in Dimensions and Shape</b>		
<b>TP309</b>	<b>MUFFLER</b> Length 30" Shell Oval Inlet 2 3/8" ID Outlet 2" OD Suits 454 574 674 OEM: 533924R1	<b>\$145</b>
<b>TP310</b>	<b>MUFFLER</b> Length 42" Shell Oval Inlet 2 15/16" ID Outlet 3" OD Suits 706 756 766 866 976 OEM: 530880R2 847867R92	<b>\$205</b>
<b>TP311</b>	<b>MUFFLER</b> Length 44" Shell Oval Inlet 3 3/4" ID Outlet 3 1/2" OD Suits 1066 1466 1566 4166 4186 4366 4386 OEM: 534546R3	<b>\$288</b>
<b>TP344</b>	<b>MUFFLER - Spark Arrested</b> Length 17" Shell Round Inlet 3" ID Outlet 3" OD Suits 786 886 986 OEM: 104852C1 70714C	<b>\$283</b>
<b>TP487</b>	<b>MUFFLER - HORIZONTAL</b> Length 12 3/8" Shell Round Inlet 3 1/4" ID Outlet 3" OD Suits 786 886 OEM: 131108C1 120341C1	<b>\$695</b>
<b>TP321</b>	<b>MUFFLER</b> Length 15 1/2" Shell Oval Inlet 3 9/16" ID Outlet 3" OD Suits 1086 1486 1586 OEM: 103978C2	<b>\$335</b>
<b>TP305</b>	<b>MUFFLER</b> Length 42" Shell Oval Inlet 2 5/16" ID Outlet 3" OD Suits 706 756 766 826 866 D310 or D358 Engine OEM: 530880R2	<b>\$260</b>
<b>Spark Arrested Mufflers available on request</b>		
<b>Engine Parts</b>		
<b>TP537</b>	<b>FUEL LIFT PUMP</b> Suits JX55 JX60 JX65 JX70 OEM: 504090935	<b>\$44</b>
<b>TP335</b>	<b>FUEL LIFT PUMP</b> Suits 3 4 & 6 cyls Neuse Engines OEM: 3132697R92 3055375R93	<b>\$87</b>
<b>TP210</b>	<b>FUEL LIFT PUMP</b> Suits JX35 to JX595 JX100U to JX1075N TL70 to TL100 TN55D TN65D OEM: 504090936	<b>\$52</b>
<b>TP320</b>	<b>400 SERIES CAMSHAFT</b> Suits 414 436 466 Early & late - suits 1" & 1 1/8" lifters OEM: 1802339C1	<b>\$475</b>

(continued over page...)

Part No.		Price
<b>Engine Parts</b>		
<b>TP235</b>	<b>LIFTER (FOLLOWER, TAPPET)</b> Suits 1" diameter - 400 Series OEM: 911776R3 684729C1	<b>\$18</b>
<b>TP241</b>	<b>ENGINE OIL COOLER</b> Suits D414 D436 D466 Natural Turbo & Intercooled OEM: 690884C2 680239C92 677092C92 1810171C2	<b>\$670</b>
<b>TP221</b>	<b>WATER PUMP 112mm Impellor</b> Suits D239 DT239 engines 454 474 484 485 544 574 584 585 674 684 685 785 885 OEM: 3136053R92 3132739R93	<b>\$124</b>
<b>TP336</b>	<b>WATER PUMP 17 mm shaft</b> Suits D310 D358 DT358 Neuse engines 766 786 866 886 976 986 3088 3288 OEM: 3132676R93 3138936R92	<b>\$158</b>
<b>TP222</b>	<b>WATER PUMP Heavy Duty Bearing 24mm shaft</b> Suits D310 D358 DT358 engines 766 786 866 886 976 986 696 3288 OEM: 3144661R93	<b>\$243</b>
<b>TP265</b>	<b>Water Pump - 400 Series Motors</b> Suits 186 Hydro 1066 1086 1466 1486 1566 1586 4166 4186 5088 5288 5488 6388 6588 6788 Suits 400 Series Navistar Engine OEM: 673162C94 672644C93	<b>\$270</b>
<b>TP036</b>	<b>WATER PUMP ASSEMBLY Maxxum Models</b> Suits MX90 MX100 MX120 MX135 5120 5130 5140 5.9ltr Cummins OEM: J802970 J802358	<b>\$215</b>
<b>TP037</b>	<b>WATER PUMP ASSEMBLY</b> Suits 7110 7120 7130 7140 7150 8910 8920 8930 8940 8950 9110 9130 9210 9230 9240 9250 9260 MX180 MX200 MX240 8.3ltr Cummins OEM: J802479 J802975 A77704	<b>\$205</b>
<b>HB262</b>	<b>Fan Belt</b> Suits 7110 7120 7130 7140 7150 7210 7220 7230 7240 7250 8910 8920 8930 8940 8950 MX150 MX170 STX275 STX325 OEM: J911567	<b>\$57</b>
<b>TP244</b>	<b>TIMING COVER (remanufactured)</b> Suits all models with a 358 Neuss Engine	<b>\$800</b>
<b>TP245</b>	<b>GASKET</b> Suits TP244 Timing Cover	<b>\$21</b>
<b>TP237</b>	<b>WATER MANIFOLD - (high quality, 2nd Hand)</b> \$975 Suits: 6 cyl Neuss D310 D358 OEM: 3132435R1	
<b>TP238</b>	<b>GASKET</b> Suits previous item - water manifold Neuss D310 D358 OEM: 3055306R3	<b>\$5</b>

These are replacement parts only, not OEM. OEM numbers are used for reference only.

Part No.		Price
<b>TP225</b>	<b>REAR MAIN SEAL AND WEAR SLEEVE</b> Suits All 400 Series IH engines OEM: 1809964C92	<b>\$92</b>
<b>TP226</b>	<b>FRONT SEAL AND WEAR SLEEVE</b> Suits All 400 Series IH engines OEM: 69043C94	<b>\$52</b>
<b>TP227</b>	<b>REAR MAIN SEAL (SEAL ONLY)</b> Suits All 3 4 6 cyl Neuss engines OEM: 3188701R91	<b>\$37</b>
<b>TP228</b>	<b>FRONT MAIN SEAL AND WEAR SLEEVE</b> Suits All 3 4 6 cyl Neuss engines OEM: 3228133R93	<b>\$98</b>
<b>TP306</b>	<b>STARTER MOTOR - counter clockwise rotation</b> \$795 Suits 766 866 966 976 1066 1466 1566 1568 4166 4366 786 886 986 1086 1486 1568 1586 3088 3288 3488 3588 3688 3788 6388 6588 6788 OEM: DUS539N 1113647 X34111	
<b>TP212</b>	<b>CRANKSHAFT</b> \$1000 Suits 466 467 468 Engines inc Turbo's OEM: 675669C3 179197A1 675591C2	
<b>Clutches</b>		
<b>TP313</b>	<b>CLUTCH PLATE ONLY H/D (6 button) 11" diameter</b> \$245 Suits 454 475 484 485 574 584 585 674 684 685 695 784 785 884 885 SINGLE CLUTCH OEM: 3121507R94	
<b>TP314</b>	<b>PRESSURE PLATE ASSY ONLY H/D 11" diameter</b> \$270 Suits 454 475 484 485 574 584 585 674 684 685 695 784 785 884 885 SINGLE CLUTCH OEM: 92602C1	
<b>TP272</b>	<b>CLUTCH PLATE (4 button) 12" dia - 11 spl</b> \$310 Suits 554 564 686 696 706 756 766 786 806 856 866 886 3088 3288	
<b>TP273</b>	<b>CLUTCH PLATE (6 button) 12" dia - 11 spl</b> \$360 Suits 554 564 686 696 706 756 766 786 806 856 866 886 3088 3288 OEM: 104495R1 384395R1	
<b>TP274</b>	<b>PRESSURE PLATE 12" diameter</b> \$620 Suits 554 564 686 696 706 756 766 786 806 856 866 886 3088 3288 OEM: 104496R1	
<b>TP275</b>	<b>CLUTCH PLATE 11 Spl Centre 14" diameter</b> \$440 Suits 976 986 1066 1086 1206 1256 1456 1466 1468 1486 4100 4166 4186 6388 6588 OEM: 394239HD	
<b>TP276</b>	<b>PRESSURE PLATE 14" diameter</b> \$770 Suits 976 986 1066 1086 1206 1256 1456 1466 1468 1486 4100 4166 4186 some 986 OEM: 67597C1	

(continued over page...)



Part No.		Price
<b>Clutches</b>		
TP328	<b>CLUTCH BEARING &amp; SEAL KIT</b> Suits 696 706 756 766 786 806 856 866 886 966 976 986 1066 1086 1206 1256 1456 1466 1468 1486 3088 3288 3688 4100 4166 4186	\$145
TP329	<b>CLUTCH BEARING &amp; SEAL KIT</b> Suits 1566 1586 3788 6788	\$103
TP332	<b>PILOT BEARING</b> Suits 706 to 6788 OEM: 524598R1	\$16
TP334	<b>PILOT BEARING</b> Suits B250 B275 414 434 444 374 384 454 to 885 OEM: 537290R91	\$12
TP333	<b>THRUST RELEASE BEARING</b> Suits 454 474 475 484 485 574 584 585 695 674 684 685 784 785 884 885 OEM: 85104C91	\$87
TP195	<b>THRUST RELEASE BEARING</b> Suits 706 to 6788 all IHC fitted with TP274 TP276 TP563 Assemblies OEM: 832503	\$52
TP217	<b>THROWOUT BEARING CARRIER</b> Greaseable - Suits TP274 TP276 TP563 OEM: 380109R2	\$305
TP292	<b>HUB &amp; RIVETS 1 3/4" ID 17 SPL</b> Suits P/Plate TP274 OEM: 105774	\$67
TP293	<b>HUB &amp; RIVETS 1 3/4" ID 17 SPL</b> Suits P/Plate TP276 OEM: 105771	\$103
<b>TA Elimination Kits</b>		
TP288	<b>T/A ELIMINATION KIT</b> Suits 706 756 766 786 806 856 866 886 976 986,1066 1086 1256 1456 1466 1468 1486 3088 3288 3688	\$1135
<b>Rebuilt TA's</b>		
TP214	<b>REBUILT HEAVY DUTY TA ASSEMBLY</b> With lower gear <b>HEAVY DUTY with Extra Clutch Plates and Wider Sprag Gear</b> Suits 756 to 1486 3088 3288 3688 OEM: Rebuilt TA Assembly 1251698HD-R	\$2020
TP215	<b>T/A GASKET KIT Incl MCV Kit</b> Suits TP288 TP214 OEM: TA Gasket Kit 79020-7	\$235

Part No.		Price
<b>Transmission &amp; Final Drive Parts</b>		
TP304	<b>PTO INPUT SHAFT 21 tooth 10 spl</b> Suits 454 574 674 484 584 684 784 884 OEM: 71230C2 398235R1 66347C3	\$230
TP285	<b>PTO INPUT SHAFT 28 tooth 25deg CUT 17 spl</b> Suits 756 to 3688 4166 4186 Confirm Number of Teeth OEM: 528676R1	\$195
TP286	<b>PTO INPUT SHAFT 26 tooth 25deg CUT 17 spl</b> Suits 766 to 1486 4166 4186 Confirm Number of Teeth OEM: 67596C1	\$195
TP270	<b>PTO INPUT SHAFT 28 tooth 25deg CUT 18 spl</b> Suits 1586 3388 3588 3788 6388 6588 6788 OEM: 104401C1	\$205
TP289	<b>QUILL SHAFT with bearings</b> Suits Late 756 856 1256 1456 766 866 976 1066 1466 1468 786 886 986 1086 1486 3088 3288 3388 3588 3688 6388 6588 OEM: 382349R1	\$385
TP224	<b>TRANSMISSION BRAKE ARM WITH PAD</b> Suits 706 thru to 1586 not 84 Series 3388 3588 3788 4166 4186 OEM: 1981317 384311R1	\$150
TP260	<b>1st GEAR DRIVING 25deg CUT 27 teeth</b> Suits late 756 856 1256 1456 686 766 866 976 1066 1466 1468 786 886 986 1086 1486 3088 3288 3388 3588 3688 6388 6588 OEM: 406473R1	\$150
TP297	<b>LOWER CONSTANT MESH 25deg CUT 47 teeth</b> Suits same models as TP260 OEM: 528673R1	\$140
TP298	<b>CONSTANT MESH GEAR DRIVING 25deg CUT 26 tooth</b> Suits same models as TP260 OEM: 528670R1	\$205
<b>Brake Parts</b>		
TP284	<b>BRAKE DISC (8" DIAMETER)</b> Suits 706 to 1066 OEM: 1975468C2 391445R91	\$52
TP234	<b>BRAKE O-RING KIT</b> Suits 706 to 1066 1456 1466 1468 Suits slave cylinder OEM: 66487C91 406726R	\$47

Part No.		Price
<b>Brake Parts</b>		
TP233	<b>BRAKE DISC (11 1/2" DIAMETER)</b> Suits 1456 1466 1468 OEM: 528702R 1975472C1	\$130
TP326	<b>BRAKE KIT (WET TYPE)</b> Suits 786 886 986 1486 3088 3288 3388 3488 3688 3788 6388 6588 Includes discs & "O" ring OEM: 120235C94	\$335
<b>PTO Parts</b>		
TP254	<b>PTO SHAFT 540 rpm - 10 7/8" LONG</b> Suits all 06 56 66 86 Series. Some 88 Series OEM: 393111R2	\$200
TP331	<b>PTO CLUTCH DISC KIT &amp; GASKET SET</b> H/Duty - 7 friction and 9 steel disc Suits 06 56 66 76 86 Series & some 88 Series OEM: 68803C91 plus 77720C93	\$305
TP330	<b>PTO CLUTCH DISC KIT (HEAVY DUTY)</b> Suits 06 56 66 76 86 Series and some 88 Series H/Duty - 7 friction and 9 steel disc (OEM only had 5 friction and 12 steel discs) OEM: 68803C91	\$175
TP213	<b>GASKET KIT DUAL SPEED PTO</b> Suits 06 56 66 76 86 Series & some 88 Series OEM: 77720C93	\$175
HP037	<b>DISC, FRICTION TRANSMISSION &amp; PTO</b> Suits Magnum 215 245 255 275 305 335 MX210 MX215 MX230 MX245 MX255 MX275 MX285 MX305 OEM: 86990276	\$14
<b>Hydraulic Pumps &amp; Parts</b>		
TP262	<b>MCV HYD PUMP 12gpm (TRW REPLICA)</b> Suits 786 886 986 1086 1486 1586 3088 3288 3688 OEM: 120114C91	\$590
TP327	<b>MCV HYD PUMP 9gpm (TRW REPLICA)</b> Suits 706 756 766 806 856 866 966 976 1066 1256 1456 1466 1468 1566 1568 OEM: 527397R93 391354R1 120114C92	\$590
TP317	<b>HITCH PUMP 17gpm</b> Suits 656 686 706 756 806 856 1456 3488 OEM: 70935C91	\$800

Part No.		Price
TP323	<b>HITCH PUMP 12gpm (TRW REPLICA)</b> Suits 696 706 756 766 786 806 856 866 886 966 976 986 1066 1086 1256 1466 1468 1486 1586 HYDRO 100 & 186 OEM: 70931C91 70933C91	\$850
TP242	<b>HYDRAULIC PUMP</b> Suits 385 395 454 474 484 485 495 574 584 585 595 674 684 685 695 784 785 884 885 8895 3210 3220 3230 4210 4220 4230 4240 OEM: 93835C92	\$725
TP338	<b>MAIN HYDRAULIC PUMP 42 ltr/min</b> Suits JX55 JX60 JX65 JX70 OEM: 5179714	\$510
<b>Drawbar Parts</b>		
TP278	<b>ROLLER, STEEL SEALS &amp; BEARINGS ONLY</b> Suits Drawbars on 696 766 786 866 886 976 986 1066 1086 3088 5088 3288 5288	\$180
TP279	<b>SHAFT &amp; NUT ONLY</b> Suits Drawbars on 696 766 786 866 886 976 986 1066 1086 3088 5088 3288 5288	\$90
<b>Cab Parts</b>		
TP308	<b>DOOR - LH - GLASS</b> Suits MXM120 MXM130 MXM140 MXM155 MXM175 MXM190 OEM: 82036001	\$360
TP339	<b>REAR WINDOW GLASS</b> Suits 86 and 88 Series OEM: 109318C2	\$125
TP319	<b>SIDE WING WINDOW GLASS</b> Suits 86 Series up to Cab S/No. 107806 - 31" High OEM: 109319C2	\$77
TP340	<b>SIDE WING WINDOW GLASS</b> Suits late - 86 Series from Cab above S/No. 107807 All 88 Series - 32 3/4" High OEM: 1250436C2	\$125
TP250	<b>CAB GLASS - Front Lower LH</b> Suits Maxxum MXM120 MXM130 MXM140 MXM155 MXM175 MXM190 OEM: 82001923	\$140






These are replacement parts only, not OEM. OEM numbers are used for reference only.

(continued over page...)


These are replacement parts only, not OEM. OEM numbers are used for reference only.


(continued over page...)




Part No.		Price
<b>Cab Parts</b>		
<b>TP251</b>	<b>CAB GLASS - Front Lower RH</b> Suits Maxxum MXM120 MXM130 MXM140 MXM155 MXM175 MXM190 OEM: 82001924	<b>\$225</b>
		
<b>TP016</b>	<b>FAN MOTOR - 3 Speed - 12V</b> 8mm double shaft - 340mmL x 90mm body OEM: 539031R1	<b>\$230</b>
		
<b>TP018</b>	<b>FAN MOTOR REVERSIBLE 3 SPEED</b> <b>5/16" DOUBLE SHAFT 12V</b> OEM: 117784C5 1987399C92	<b>\$205</b>
		
<b>TP337</b>	<b>AIR CONDITIONER EVAPORATOR COIL (With Heater Coil)</b> Suits 5120 5130 5140 5220 5230 5240 5250 7110 7120 7130 7140 7150 7210 7220 7230 7240 7250 8910 8920 8930 8940 8950 OEM: 98369C3 1990757C2	<b>\$450</b>
		
<b>TP287</b>	<b>AIR CONDITIONER EVAPORATOR COIL (With Heater Coil) Width 9 1/4"</b> Suits 9130 9150 9170 9180 9210 9230 9240 9250 9270 9280 (SN JCB0027096 to JCB0028400) 9310 9330 9350 9370 9380 9390 OEM: 60-4042T1	<b>\$800</b>
		

Part No.		Price
<b>TP312</b>	<b>AIR CONDITIONER EVAPORATOR COIL (With Heater Coil) Width 8 1/2"</b> Suits 9210 9230 9240 9250 9260 9270 9280 9310 9330 9350 9370 9380 9390 OEM: 60-6677T1	<b>\$1055</b>
		
<b>HP178</b>	<b>CAB FAN ASSEMBLY 4 Pin Plug (includes impellers and motors)</b> Suits 4210 4230 4240 5120 5130 5140 5220 5230 5240 5250 7110 7120 7130 7140 7150 7210 7220 7230 7240 7250 8910 8920 8930 8940 8950 9210 (ASN JCB0028400) 9230 (ASN JCB0028400) 9240 (ASN JCB0028400) 9250 (ASN JCB0028400) 9260 (ASN JCB0028400) 9270 (ASN JCB0028400) 9280 (ASN JCB0028400) 9310 9330 9350 9370 9380 9390 Quadtrac® OEM: 355190A1 130492C1 1340492C2 1340492C3 1535484C1 1977564C2 1974779C1 355189A1 1977564C1 355190A1	<b>\$447</b>
		
<b>TP243</b>	<b>AIR CONDITIONER COMPRESSOR</b> Suits CVX1195 CVX140 CVX150 CVX160 CVX175 OEM: 4281803M1	<b>\$1150</b>
		
<b>TP261</b>	<b>CAB FAN ASSEMBLY</b> Suits Magnum 225 to 335 MX180 to MX305 OEM: 323610A1 323611A1 84222524	<b>\$490</b>
		
<b>HP218</b>	<b>BLOWER ASSEMBLY, CAB PRESSURIZER</b> Suits 245 255 275 MX180 MX200 MX210 MX215 MX220 MX23 0 MX240 MX245 OEM: 87107380 330137A1	<b>\$310</b>
		


Part No.		Price
<b>TP013</b>	<b>STEIGER BLOWER MOTOR</b> Suits CS Series KM Series IV PT Series PTA Series ST Series III TIGER Series III TIGER Series IV (Before 3/1984) Reversible 3 speed 5/16" shaft 2" shaft length OEM: 14005T1	<b>\$210</b>
		

Part No.		Price
<b>TP261</b>	<b>CAB FAN ASSEMBLY</b> Suits 330 385 STX275 STX280 STX325 STX330 STX375 STX380 STX425 STX430 STX440 STX480 STX500 STX530 OEM: 323610A1 323611A1 8775495	<b>\$490</b>
		


## Steiger Transmission Parts



**Assembled Wheel Ends or Parts**



**Complete Axles**



**Differential Parts**

**Call us for Price & Availability**



These are replacement parts only, not OEM. OEM numbers are used for reference only.

These are replacement parts only, not OEM. OEM numbers are used for reference only.



Part No.		Price
<b>Front Axle &amp; Steering Parts</b>		
<b>TP374</b>	<b>HEAVY DUTY</b> Suits 3010 4010 3020 4020 OEM: AR55179	<b>\$440</b>
<b>TP392</b>	<b>STUB AXLE</b> Suits 4555 4640 4840 4850 4560 4760 4960 8100 8200 8300 OEM: AR53880 RE57644	<b>\$460</b>
<b>TP386</b>	<b>FRONT HUB 6 stud</b> Suits 3010 4010 3020 4020 4030 4230 4320 4430 4520 4620 4840 OEM: R48763 R26631	<b>\$125</b>
<b>TP538</b>	<b>FRONT HUB 8 stud 9/16" UNF</b> Suits 5020 6030 4630 4640 4840 4650 4850 4555 4955 4560 4950 OEM: R63556 R63555 R40194	<b>\$185</b>
<b>TP008</b>	<b>WHEEL BOLT 9/16" x 1 1/16"</b>	<b>\$4</b>
<b>TP009</b>	<b>WHEEL BOLT 5/8" x 2"</b>	<b>\$4</b>
<b>TP384</b>	<b>TIE ROD INNER - RH Thread 7/8"</b> Suits 3010 4010 3020 4020 4320 4230 OEM: AR28115 AR27351	<b>\$47</b>
<b>TP385</b>	<b>TIE ROD OUTER</b> Suits 3010 4010 3020 4020 4230 4320 OEM: AR51584	<b>\$50</b>
<b>TP412</b>	<b>TIE ROD END - LH Thread 7/8"</b> Suits 2510 2520 3010 4010 3020 4020 4230 4320 OEM: AR27430	<b>\$47</b>
<b>TP380</b>	<b>TIE ROD INNER - RH Thread 7/8"</b> Suits 4030 4050 4230 4430 4040 4055 4240 4440 4050 4250 4450 4055 4255 4455 4630 OEM: AR63588	<b>\$58</b>
<b>TP381</b>	<b>TIE ROD OUTER</b> Suits 4030 4230 4430 4040 4240 4440 4050 4250 4450 4055 4255 4455 OEM: AR63592	<b>\$128</b>
<b>TP382</b>	<b>TIE ROD INNER - RH Thread 1"</b> Suits some 4630 4640 4650 4555 4755 4560 4760 OEM: AR63589	<b>\$57</b>
<b>TP378</b>	<b>TIE ROD INNER - RH Thread 1 1/8"</b> Suits 4050 4055 4250 4255 4450 4455 4555 4560 4650 4755 4760 4850 4955 4960 7600 7700 7800 OEM: RE12325	<b>\$82</b>

Part No.		Price
<b>Radiators</b>		
<b>TP350</b>	<b>RADIATOR</b> Core 22" Wide, 27 3/8" High, 5 Row, 9 fins per inch Suits 4350 4430 OEM: AR61878 AR61879 AR66037	<b>\$1210</b>
<b>TP401</b>	<b>RADIATOR</b> Core 26 3/8" Wide, 30 1/8" High, 5 Row, 10 fins per inch Suits 4840 OEM: RE21895 AR90742 AR79458	<b>\$1950</b>
<b>TP364</b>	<b>RADIATOR</b> Core 19 1/2" Wide, 24 1/2" High, 4 Row, 8 fins per inch Suits 4000 4020 OEM: AR49454 AR40832	<b>\$900</b>
<b>TP368</b>	<b>RADIATOR</b> Core 21 3/4" Wide, 29" High, 5 Row, 11 fins per inch Suits 4630 with Airconditioning OEM: AR61884 AR61890	<b>\$1495</b>
<b>TP369</b>	<b>RADIATOR</b> Core 27 3/8" Wide, 34 1/2" High, 5 Row, 8 fins per inch Suits 8630 with Airconditioning OEM: AR76838	<b>\$2600</b>
<b>TP414</b>	<b>RADIATOR</b> Core 25 1/2" Wide, 28 5/8" High, 5 Row, 8 fins per inch Suits 4555 4755 4955 to Serial No 10000 4650 4850 OEM: RE38666	<b>\$1900</b>
<b>TP370</b>	<b>RADIATOR</b> Core 22 1/2" Wide, 29 1/8" High, 4 Row, 10 fins per inch Suits 4440 OEM: RE21897	<b>\$1285</b>
<b>TP371</b>	<b>RADIATOR</b> Core 19" Wide, 25 1/2" High, 3 Row, 8 fins per inch Suits 4040 4440 OEM: RE21894 AR79450	<b>\$1895</b>
<b>TP372</b>	<b>RADIATOR</b> Core 27 7/8" Wide, 29 1/8" High, 6 Row, 8 fins per inch Suits 4050 4250 4450 4055 4255 4455 OEM: RE38664 RE21893	<b>\$1535</b>
<b>TP373</b>	<b>RADIATOR</b> Core 26" Wide, 30 3/8" High, 5 Row, 7 fins per inch Suits 4640 OEM: RE21896 AR79456 AR90741	<b>\$1390</b>

Part No.		Price
<b>TP388</b>	<b>RADIATOR</b> Suits 6100 6200 6010 6110 6210 6310 6410 OEM: AL115002 AL115731	<b>\$1250</b>
<b>Mufflers</b>		
<b>Mufflers Duplicate Originals in Dimensions and Shape</b>		
<b>TP403</b>	<b>MUFFLER</b> Length 27" Shell Oval - 4" x 9" Inlet Flared Outlet 2 1/4" OD Suits 3020 4000 4020 3020 4030 4040 4230 OEM: AR86595 AR41171	<b>\$143</b>
<b>TP404</b>	<b>MUFFLER</b> Length 38" Shell Oval - 4 1/4" x 8" Inlet 2 15/16" Outlet 2 5/8" OD Suits 3130 4040 Some 4050 4240 4250 4440 4450 OEM: AR86597 RE22020	<b>\$305</b>
<b>TP355</b>	<b>MUFFLER</b> Length 38" Shell Oval - 4 3/4" x 9" Inlet 4" ID Outlet 3 1/2" OD Suits 4050 4430 4630 4440 4640 4050 s/n. 5511 & up 4250 4450 4055 4255 4455 4640 OEM: AR61073 AR86599 RE20224 AR48773	<b>\$385</b>
<b>TP405</b>	<b>MUFFLER</b> Length 38" Shell Oval - 4 1/4" x 9 1/2" Inlet 4" Outlet 4" OD Suits 4840 4650 4850 4555 4755 4955 OEM: AR86602 AR77304 RE20222	<b>\$440</b>
<b>TP420</b>	<b>MUFFLER</b> Length 37" Shell Oval - 4 1/4" x 9 1/2" Inlet 35/8" ID Flared Outlet 3 1/2" OD Suits 5010 5020 6030 Non Turbo only OEM: AR61074 R35637	<b>\$285</b>
<b>Spark Arrested Mufflers available on request</b>		
<b>Engine Parts</b>		
<b>TP393</b>	<b>CAMSHAFT</b> Suits 404T to 466T motors (Turbo's only) OEM: AR100385	<b>\$525</b>
<b>TP363</b>	<b>EXHAUST MANIFOLD</b> Suits 2020 2120 2030 2130 2320 2440 2510 2520 2640 2630 Chamberlain 3380 OEM: T20249	<b>\$230</b>
<b>TP417</b>	<b>12V STARTER MOTOR 10 Tooth 2 Bolt</b> Suits 2 Bolt Mount 10 tooth Gear 1020 1120 2020 2120.830 930 1030 1130 1530 1630 1830 2030 2130 3030 3130 840 940 1040 1140 1640 1840 2040 2140 3040 3140 3640. 1350 1550 1750 1850 1950 2250 2450 2850 3150 3350 3650 6100 6200 6300 6400 6110 6210 6310 6410 OEM: AL110597 AL41247 AR62772 AL39700 AL67897 AL70850 RE41749 SE501411	<b>\$490</b>

Part No.		Price
<b>TP539</b>	<b>STARTER MOTOR 12 Teeth Pinion</b> Suits 5010 5020 6030 7520 8450 8630 8650 8760 8770 8870 9200 9220 9230 9300 9300T 9320 9320T 9330 9400 9400T 9420 9420T 9430 9430T 9520 9520T 9530 9530T 9620 9620T 9630 9630T OEM: RE515843 RE38633 RE41756 RE69950	<b>\$900</b>
<b>TP562</b>	<b>STARTER MOTOR - 12V</b> HD Planetary Gear Reduction, 10 Tooth - 3 bolt clockwise rotation Suits (3010 3020 4010 4020 - with 12V systems) 4000 4040 4050 4055 4230 4240 4250 4255 4320 4430 4440 4450 4455 4520 4555 4560 4620 4630 4640 4650 4755 4760 4840 4850 4955 4960 7020 7700 8430 8440 8450 Replaces 1113391 1113672 AMX34112	<b>\$795</b>
<b>TP346</b>	<b>WATER PUMP</b> Suits 4240 4350 4440 4620 4640 4840 7020 8430 (1974-1981) 8440 OEM: RE20022 RE524413 R58713 R61439 R98552 SE500916	<b>\$440</b>
<b>TP347</b>	<b>WATER PUMP</b> Suits 4430 4630 7020 above S/N 335846 OEM: R20023 R50408	<b>\$410</b>
<b>TP348</b>	<b>WATER PUMP</b> Suits 4320 4520 above Eng No 303579 4620 4840 7020 below Eng No 335845 OEM: RE20024 R49655 SE500914	<b>\$565</b>
<b>TP485</b>	<b>WATER PUMP</b> Suits 4040 4230 OEM: AR98549	<b>\$310</b>
<b>TP400</b>	<b>WATER PUMP</b> Suits 4050 to 8450 4055 to 4955 4560 to 4960 OEM: RE55985	<b>\$510</b>
<b>TP352</b>	<b>WATER PUMP</b> Suits 7220 7320 7600 7700 7800 6200 6300 6400 6500 OEM: RE41157 RE102846	<b>\$450</b>
<b>TP410</b>	<b>FUEL LIFT PUMP (Side Ports)</b> Suits 4040 4050 4230 4240 with 6/404 or 6/466 Engine OEM: AR57264	<b>\$155</b>
<b>TP366</b>	<b>FUEL LIFT PUMP</b> Suits all Models With A Diaphragm Type Pump 1020 thru to 7600 OEM: RE42211 RE27667 RE43272 AR57264 AR53367	<b>\$77</b>
<b>TP365</b>	<b>TURBOCHARGER</b> Suits 4440 4640 4840 8440 4250 4450 4650 8430 8450 8450 OEM: RE19778 AR73626 RE19784 AR87421	<b>\$665</b>
<b>PTO Shafts</b>		
<b>TP376</b>	<b>PTO SHAFT 1000rpm</b> 21spl - 276mm Suits 3020 after S/N 123000 4020 after S/N 201000 4320 3130 4030 4230 4430 4040 4240 4440 4050 4250 4450 4055 4255 4455 OEM: R38224 R80744 R94130 T28672	<b>\$235</b>

These are replacement parts only, not OEM. OEM numbers are used for reference only.

(continued over page...)

These are replacement parts only, not OEM. OEM numbers are used for reference only.

(continued over page...)



Part No.		Price
<b>PTO Shafts</b>		
<b>TP377</b>	<b>PTO SHAFT 540rpm</b> 6 spl - 271mm Suits same models as TP376 OEM: AR41752 R38223 R41756	<b>\$235</b>
<b>TP379</b>	<b>PTO SHAFT REVERSIBLE - 540RPM - 1000RPM</b> 233mm - 30T drive spl Suits 6110 6200 6210 6300 6310 6400 6405 6410 6500 7200 7210 7400 7410 7420 7500 7510 7520 7600 7610 7700 7710 7720 7800 7810 7820 OEM: L113338	<b>\$450</b>
<b>Hydraulic Pumps &amp; Parts</b>		
<b>TP395</b>	<b>HYD PUMP COUPLING SHAFT</b> Suits 3020 4020 5010 5020 OEM: R34359	<b>\$125</b>
<b>TP396</b>	<b>HYD PUMP COUPLING</b> Suits 4430 4630 4240 4440 OEM: R50215	<b>\$210</b>
<b>TP397</b>	<b>HYD PUMP COUPLING SHAFT</b> Suits 4520 4620 7020 4230 4040 4320 OEM: R43075	<b>\$110</b>
<b>TP398</b>	<b>HYD PUMP COUPLING SHAFT</b> Suits 2840 3030 3130 4230 OEM: T31093	<b>\$200</b>
<b>TP399</b>	<b>HYD PUMP COUPLING BLOCK</b> Suits (sold per half - 2 reqd) Some 10 and all 20 30 40 Series OEM: R34362	<b>\$44</b>
<b>TP406</b>	<b>HYD PUMP COUPLING PIN</b> (Threads into coupler end) Suits 2840 3020 4020 4320 4520 5020 4230 4430 4630 4040 4240 4440 7020 7520 8430 8440 8630 8640 OEM: R34360 AT423089 AT42311 AT42312	<b>\$13</b>
<b>TP407</b>	<b>HYD PUMP COUPLING PIN</b> (Threads into engine pulley end) Suits 2840 3020 4020 4320 4520 5020 7020 4230 4430 4630 4040 4240 4440 5020 7020 OEM: R46345	<b>\$13</b>
<b>TP408</b>	<b>HYD PUMP COUPLING BUSH KIT</b> Suits used on all series 10 to 55 OEM: R45822	<b>\$16</b>
<b>Cab Parts, Panels &amp; Lights</b>		
<b>TP483</b>	<b>RH HEADLIGHT ASSEMBLY</b> Suits 830 930 1030 1130 1630 2030 2130 3030 3130 840 940 1040 1140 1140 1640 1840 2040 2140 3040 3140 3340 3640 1350 1750,1850 2250 2450 2650 2850 3350 3650 OEM: AR56091 DE13523	<b>\$92</b>
<b>TP484</b>	<b>LH HEADLIGHT ASSEMBLY</b> Suits same as previous item OEM: DE13524	<b>\$92</b>
<b>TP411</b>	<b>FIBREGLASS CAB ROOF</b> Suits Sound Guard cab 2 & 4WD (North American) 30 40 50 55 60 Series OEM: AR74143 R61142	<b>\$640</b>

These are replacement parts only, not OEM. OEM numbers are used for reference only.

Part No.		Price
<b>TP413</b>	<b>REAR WINDOW</b> Suits Sound Guard Cab 2 & 4WD (North American) 30 40 50 55 60 Series OEM: R50758 AR86109 AR79738	<b>\$145</b>
<b>TP409</b>	<b>DOOR GLASS - LH</b> Suits 8100 8200 8300 8400 8110 8210 8310 8410 8120 8220 8320 8420 8520 9300 9320 9400 9420 9520 9620 Wheel and Track Models OEM: R157210	<b>\$670</b>
<b>TP415</b>	<b>GLASS - CAB DOOR (RH Non Opening)</b> Suits 6110 6120 6200 6210 6220 6300 6320 6400 6405 6410 6420 6645 7220 7320 7420 7520 7705 7515 7520 OEM: AL169102 L78989 L170677	<b>\$640</b>
<b>TP416</b>	<b>GLASS DOOR - RH (Opening)</b> Suits 6110 6120 6210 6220 6310 6320 6410 6420 and some 6200 6300 6400 6500 6505 6615 6715 7220 7320 7330 7420 7520 - Comfortgard cab OEM: L169103 L77648	<b>\$310</b>
<b>TP016</b>	<b>FAN MOTOR</b> Suits 3 Speed. 3/8" double shaft. 12V OEM: AH80194	<b>\$230</b>
<b>TP017</b>	<b>FAN MOTOR</b> Suits Reversible One Speed. 5/16" double shaft. 12V 4020 4030 4040,4230 4320 4430 4440 4520 4620 4630 4640 4840 5020 6030 7020 7520 8430 8630 OEM: AR62497 AR63511 RE223623	<b>\$189</b>
<b>TP540</b>	<b>BLOWER ASSEMBLY</b> Suits 2250 2450 2650 2850 3350 3650 6100 6200 6300 6400 5210 5310 5410 5510 6110 6210 6310 6410 6510 6610 7410 7510 7610 7710 7810 5220 5320 5520 6120 6220 6320 6420 6520 6620 6820 7220 7320 7420 6230 6330 6430 6830 7130 7230 7330 OEM: AL214942 AL75105 AL80700 AL110881 AL173961	<b>\$270</b>
<b>TP356</b>	<b>CAB EVAPORATOR/HEATER</b> Suits North American Sound Guard Cabs Late 30 Series, All 40 45 50 55 & 60 Series OEM: AR88076 AR85245 AR79362 AR73463	<b>\$465</b>
<b>TP387</b>	<b>SIDE SCREEN</b> Suits 4430 4240 OEM: AR55022	<b>\$205</b>
<b>TP389</b>	<b>SIDE SCREEN</b> Suits 4630 4440 4640 OEM: R65461	<b>\$238</b>
<b>TP390</b>	<b>SIDE SCREEN</b> Suits 4840 OEM: AR73911	<b>\$238</b>
<b>TP391</b>	<b>SIDE SCREEN</b> Suits 8430 8630 8440 8640 OEM: AR69164	<b>\$238</b>

(continued over page...)

Part No.		Price
<b>Cab Parts, Panels &amp; Lights</b>		
<b>TP353</b>	<b>SIDE SCREEN</b> Suits 8450 - 8650 OEM: AR98442	<b>\$238</b>
<b>TP360</b>	<b>LH TOP STEP BATTERY BOX COVER</b> Suits 4030 4230 4430 4630 4040 4240 4440 4640 4840 4050 4250 4450 4650 4850 with Soundguard cabs OEM: AR85336 AR65025 AR64347	<b>\$123</b>
<b>TP541</b>	<b>MUDGUARD - FENDER RHS</b> Suits 30 to 50 Series with US made JD Sound-guard cabs OEM: AR87731 RE11219 AR77112 AR4981 RE15078	<b>\$540</b>
<b>TP542</b>	<b>MUDGUARD - FENDER LHS</b> Suits 30 to 50 Series with US made JD Sound-guard cabs OEM: AR14987 AR87732 RE11220 AR77111 RE15077	<b>\$540</b>
<b>MASSEY FERGUSON</b>		
<b>Front Axle &amp; Steering Components</b>		
<b>TP492</b>	<b>STUB AXLE LH - 11 3/8" KING PIN</b> Suits 65 Mkl & early MklI OEM: 897570M91	<b>\$113</b>
<b>TP434</b>	<b>STUB AXLE RH - 11 3/8" KING PIN</b> Suits 65 Mkl & early MklI OEM: 897569M91	<b>\$113</b>
<b>TP466</b>	<b>STUB AXLE HEAVY DUTY 15 7/8" KING PIN - HEAVY DUTY</b> Suits 1080 1085 165 175 185 255 265 275 285 OEM: 553311M1 906106M95	<b>\$300</b>
<b>TP475</b>	<b>WHEEL BEARING &amp; SEAL KIT</b> Suits TP492 & TP434	<b>\$52</b>
<b>TP476</b>	<b>WHEEL BEARING &amp; SEAL KIT</b> Suits TP466	<b>\$88</b>
<b>TP431</b>	<b>TIE ROD OUTER</b> Suits 1100 1105 1130 1135 1150 1155 OEM: 1026382M93 1026382M1	<b>\$65</b>
<b>TP432</b>	<b>TIE ROD INNER</b> Suits 1100 1105 1130 1135 1150 1155 OEM: 1026383M91	<b>\$50</b>
<b>TP444</b>	<b>TIE ROD LONG</b> Suits 185 188 1080 1085 OEM: 1028265M1	<b>\$55</b>
<b>TP445</b>	<b>TIE ROD SHORT</b> Suits 180 185 1080 1085 OEM: 1028268M91	<b>\$60</b>

These are replacement parts only, not OEM. OEM numbers are used for reference only.















Part No.		Price
<b>TP446</b>	<b>TIE ROD INNER STD DUTY - RH</b> Suits 2675 2705 1" Diameter OEM: 3045062M91	<b>\$77</b>
<b>TP447</b>	<b>TIE ROD OUTER STD DUTY - LH</b> Suits 2675 2705 OEM: 3040676M92 3046424M91	<b>\$83</b>
<b>TP448</b>	<b>TIE ROD INNER - LH</b> Suits 2675 2705 2745 2775 2805 1 1/8" Diameter OEM: 1626710M93	<b>\$83</b>
<b>TP451</b>	<b>TIE ROD LONG OUTER LEFT &amp; RIGHT</b> Suits 2675 2705 2745 2775 2805 OEM: 3038564M92	<b>\$62</b>
<b>TP461</b>	<b>POWER STEERING PUMP (No Gear)</b> Suits 165 fitted with 4/212 motor 168 to 188 265 to 298 565 to 690 mounted RH side of engine Suits 2 & 3 bolt mount OEM: 897146M94 897147M95 1666726M91 1666727M92	<b>\$618</b>
<b>TP449</b>	<b>POWER STEERING PUMP (With Gear)</b> Suits 285 1080 1085 OEM: 523089M91 517022M93	<b>\$900</b>
<b>Radiators</b>		
<b>TP469</b>	<b>RADIATOR</b> Suits TE20 TEA20 MF35 Petrol OEM: 181623M1 180291391 186830M91	<b>\$475</b>
<b>TP422</b>	<b>RADIATOR</b> Suits 135 148 OEM: 1660499M92	<b>\$490</b>
<b>TP463</b>	<b>RADIATOR</b> Suits 165 168 178 185 188 250 265 275 285 565 575 590 OEM: 85579M93 897358M4 885580M3	<b>\$540</b>
<b>TP423</b>	<b>RADIATOR</b> Suits 230 240 245 250 350 OEM: 1680547M92	<b>\$500</b>
<b>Mufflers</b>		
<b>Mufflers Duplicate Originals in Dimensions and Shape</b>		
<b>TP457</b>	<b>MUFFLER</b> Length 40" Shell 4 1/4" Inlet 2 1/8" ID Outlet 2" OD Suits 165 168 175 178 185 188 240 250 550 154 254 290 590 690 184 194 284 294 OEM: 194431M91 523394M95	<b>\$97</b>
<b>TP436</b>	<b>MUFFLER SPARK ARRESTED</b> Length 24" Shell Oval Inlet 2 3/4" ID Outlet 2 3/4" OD Suits TE20 35 135 148 65 165 168 175 178 185 188 240 250 550 154 254 290 590 690 184 194 284 294	<b>\$150</b>

(continued over page...)





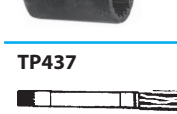

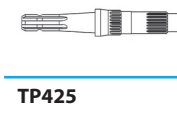

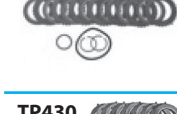







Part No.		Price
<b>Mufflers</b>		
TP458	 <b>MUFFLER</b> Length 24" Shell Oval Inlet 2 3/4" ID Outlet 2 3/4" OD Suits 285 1080 1085 OEM: 535950M1 535950M92 529390M94	\$260
TP459	 <b>MUFFLER</b> Length 28" Shell Oval Inlet 3 7/16" ID Outlet 3 1/2" OD Suits 1105 1135 OEM: 528068M92	\$330
Spark Arrested Mufflers available on request		
<b>Engine Parts</b>		
TP462	 <b>12v STARTER MOTOR - Heavy Duty mounts on L/H side of engine</b> Suits 165 fitted with 4/212 engine 168 to 188 265 to 290 365 to 398 565 to 595 675 to 698,1080 1085 3050 to 3075 4225 to 4270 6140 6150 8250 OEM: 1868285M91 3597372M2	\$400
TP460	 <b>12v STARTER MOTOR - Heavy Duty mounts on R/H side of engine</b> Suits MF35 65 135 148 165 (AD4-203) 240 245 250 350 550 3165 OEM: 2873D004	\$360
TP482	 <b>ALTERNATOR 12V 55A</b> Suits 240 253 263 265 283 298 340 350 355 360 365 375 383 390 390T 398 399 698 699 2620 2640 2720 3050 OEM: 3698010M91 3930501R91 144763M91	\$310
TP197	 <b>FUEL LIFT PUMP</b> Suits 165 with 212 engine 168 to 175 up to Eng. No. 236UA57134 185 to 188 up to Eng. No. 248UA71960 All 178 270 283 290 670 690 375 383 390 398 3050 3060 3065 3070 OEM: 2641728 2641725 3637290M91	\$72
TP543	 <b>FUEL LIFT PUMP 4 bolt mount</b> Suits MF165 above Serial No 212UA 134570 MF168 175 above Engine No 236UA 57135 MF185 188 above Engine No 248UA 71961 MF265 275 285 290 365 375 390 390T 394 398 565 575 590 675 690 3050 3060 3065 3070 MF184 194 274 294 OEM: 2641711 2641728 3637290M91 2641725 1447688M91	\$62
TP426	 <b>WATER PUMP</b> Suits 165 with 212 engine 168 175 178 185 188 255 265 275 285 290 373 393 565 575 590 675 690 OEM: 3637411M91 79003714 739184M91 740364M91 3640565M91 3641219M91 3641832M91	\$98
TP477	 <b>WATER PUMP - 1 5/16" DIA SHAFT</b> Suits 295 298 592 595 698 1080 1085 OEM: 37712390 Casting No 3641364M91 3641887M91 7471106M91 41312747	\$242

These are replacement parts only, not OEM. OEM numbers are used for reference only.

Part No.		Price
TP429	 <b>WATER PUMP (threaded shaft for hub)</b> Suits Perkins A6-354 and AT6-354 Engines 399 699 2620 2640 2645 2675 2680 2720 2725 3080 3085 3090 3095 3115 3125 3505 3545 3610,3620 3630 3635 3645 3650 3655 OEM: M744228M91 41343027	\$360
TPMF-1450NT	 <b>WATER PUMP (non threaded shaft for hub)</b> Suits Perkins A6-354 and AT6-354 Engines 399 699 2620 2640 2645 2675 2680 2720 2725 3080 3085 3090 3095 3115 3125 3505 3545 3610 3620 3630 3635 3645 3650 3655 OEM: M744228M91	\$412
TP467	 <b>WATER PUMP</b> Suits 399 4245 6235 6255 Non Turbo (Gear Driven)	\$385
TPMF-9339	 <b>WATER PUMP</b> Suits 4245 6235 6255 6270 6290 Turbo Gear Driven	\$385
TP443	 <b>THERMOSTAT</b> Suits TE20 35 135 148 154 165 168 174 175 178 184 185 188 194 230 240 245 250 254 265 274 275 284 285 290 350 373 393 565 575 590 1080 1085 OEM: 2485666 1446165M91	\$17
TPMF-2195	 <b>TOP RADIATOR HOSE</b> Suits MF178 (S/N 724936 onwards) 188 285 290 298 590 OEM: 899144M1	\$16
TPMF-2234	 <b>BOTTOM RADIATOR HOSE</b> Suits MF178 (S/N 724936 onwards) 188 285 290 298 590 OEM: 85563M1	\$19
TPMF-324	 <b>TOP RADIATOR HOSE</b> Suits 350 355 360 OEM: 1696559M1	\$14
TPMF-325	 <b>BOTTOM RADIATOR HOSE</b> Suits 350 355 360 OEM: 1694711M3	\$15
TPMF-326	 <b>TOP RADIATOR HOSE</b> Suits 365 375 390 398 399 OEM: 3596204M1	\$20
TPMF-327	 <b>BOTTOM RADIATOR HOSE</b> Suits 365 375 390 398 399 OEM: 1695562M1	\$18
TPMF-354	 <b>TOP RADIATOR HOSE</b> Suits 2WD & 4WD 154 174 184 254 274 284 OEM: 1824633M1	\$10
TPMF-355	 <b>BOTTOM RADIATOR HOSE</b> Suits 154 254 OEM: 1824634M1	\$28
TPMF-366	 <b>BOTTOM RADIATOR HOSE</b> Suits 174 184 274 284 OEM: 1424533M2	\$28

Part No.		Price
<b>Clutches &amp; Components</b>		
TP452	 <b>14" CLUTCH PLATE ONLY</b> Exchange 1105 1135 1155 5 Button OEM: 528297M91	\$485
TP453	 <b>14" PRESSURE PLATE ASSY ONLY</b> Suits 1105 1135 1155 OEM: 528294M1 72161849	\$710
TP544	 <b>12" CLUTCH PLATE ONLY</b> Suits 285 1080 1085 OEM: 519127M91	\$140
TP454	 <b>12" PRESSURE PLATE ASSY</b> Suits 10 spl 1080 Early 1085 OEM: 516406M92	\$550
TP345	 <b>12" PRESSURE PLATE ASSY ONLY</b> Suits 25 spl 285 1080 1085 595 with 12" OEM: 1808749M92 1635830M1	\$750
TP464	 <b>THROWOUT BEARING</b> Suits MF35 135 65 165 175 178 185 188 148 168 240 245 250 550 265 275 565 575 675 285 290 590 690 350 253 355 360 365 375 390 OEM: 834602M1 892862M1	\$52
TP465	 <b>PILOT BEARING</b> Suits TE20 TEA20 35 65 135 148 165 168 175 178 185 188 240 250 253 265 275 285 290 350 355 360 365 375 390 550 565 575 590 675 690 698 699 1080 1085 OEM: 828123M1 195174M1	\$8
<b>Transmission &amp; Final Drive Parts</b>		
TP441	 <b>PTO INPUT SHAFT (Multipower)</b> <b>10 spl/17T - 218mm</b> Suits 65 135 150 165 175 188 OEM: 899332M92	\$315
TP456	 <b>PTO INPUT SHAFT (Multipower)</b> <b>25 spl/23T - 218mm</b> Suits 285 1080 1085 OEM: 1808810M92 1808811M2	\$300
TP455	 <b>PTO INPUT SHAFT (Hollow)</b> <b>10 spl/23T - 218mm</b> Suits 1080 1085 OEM: 516499M93	\$300
TP435	 <b>HI-LO SHAFT</b> <b>10T/31T - 15 spl internal</b> Suits 1105 1135 1155 OEM: 521978M1	\$316
TP440	 <b>MAIN INPUT SHAFT (Multipower)</b> <b>375mm - 10 spl/25 spl</b> Suits 65 165 175 255 265 275 285 1080 1085 OEM: 516523M92 189396M91	\$300
TP468	 <b>RETAINER HOUSING MP TRANS</b> Suits some 35 65 135 165 175 235 245 255 265 275 285 290 670 690 698 699 1080 1085 OEM: 1860889M1 188847M92	\$600

These are replacement parts only, not OEM. OEM numbers are used for reference only.

Part No.		Price
<b>PTO Parts</b>		
TP442	 <b>PTO SHAFT 540rpm</b> <b>36spl internal - 233mm</b> Suits 285 1080 1085 OEM: 518529M1	\$600
TP546	 <b>PTO DRIVE SHAFT 840mm</b> Suits 1105 1135 1155 OEM: 528009M1	\$590
TP438	 <b>PTO DRIVE SHAFT COUPLING</b> <b>70mm 17 spl</b> Suits 1100 1130 1150 1105 1135 1155 OEM: 516006M3	\$72
TP437	 <b>PTO DRIVE SHAFT 295mm - 17/21 spl</b> Suits 1100 1105 1130 1135 1150 1155 OEM: 503433M1	\$310
TP439	 <b>PTO STUB SHAFT - 1000 rpm - 21 spl</b> Suits 1100 1105 1130 1135 1150 1155 OEM: 510114M2 677496	\$255
TP424	 <b>PTO SHAFT - 540 rpm</b> <b>344mm - 6/21 spl</b> Suits 2640 2675 2705 2745 2775 2805 OEM: 1610238M3	\$325
TP425	 <b>PTO SHAFT - 1000 rpm</b> <b>293mm - 21/24 spl</b> Suits 2675 2705 2745 2775 2805 OEM: 1610239M3	\$385
TP428	 <b>PTO CLUTCH KIT</b> <b>inc. needle rollers, springs,</b> <b>piston &amp; steel rings</b> Suits 135 148 165 168 175 178 185 188 235 245 255 265 275 285 1080 1085 OEM: M830473	\$595
TP430	 <b>PTO CLUTCH DISC KIT (Also Multipower)</b> Suits 1100 1130 1150 1105 1135 1155 1505 1805 OEM: M830487	\$610
<b>Cab Parts</b>		
TP016	 <b>FAN MOTOR</b> <b>3 Speed 3/8" Double Shaft 12V</b> Suits 1105 1085 1135 1155 1500 1505 2640 2675 27005 27445 2775 2805 3505 3525 3545 OEM: 1048515M91 837170M91	\$230
TP243	 <b>AIR CONDITIONER COMPRESSOR</b> Suits 5450 5465 6445 6460 6465 6470 6475 6480 6485 6490 6495 7465 7475 7480 7485 7490 7495 6608 6609 6610 6611 6612 6613 6612 6613 6614 6615 6616 7614 7615 7616 7617 7618 7619 7620 7622 7624 7626 OEM: 4281803M1 1048515M91 837170M91	\$1150
<b>Hydraulic Pumps</b>		
TPMF-781	 <b>AUXILLIARY HYDRAULIC PUMP</b> Suits 135 165 175 185 230 240 245 250 265 275 290 298 550 560 565 575 590 675 690 698T 699 1080 1085 OEM: 1686766M91 1686765M91 1663627M91 1675136M91 531607M93 531607M93	\$765
TPMF-9032	 <b>HYDRAULIC PUMP 10 spl</b> Suits MF135 148 165 168 175 185 188 OEM: 1684582M92	\$890
TPMF-9033	 <b>HYDRAULIC PUMP 21 spl</b> Suits MF135 148 165 168 185 188 240 250 265 276 285 290 298 550 565 575 590 595 675 690 698 699 365 375 390 398 399 OEM: 1683301M91	\$930





## Suits John Deere Tractors and Sprayers

Part No. Price Part No. Price

### GPS Receiver Brackets

<b>FA003</b>	<b>GPS Receiver Bracket</b> Suits: Tractors 7200R 7215R 7230R 7260R 7280R 8225R 8235R 8245R 8260R 8270R 8285R 8295R 9410R 9460R 9510R 9560R Suits John Deere S660 S670 S680 S690 Headers	<b>\$275</b>	<b>FA002</b>	<b>GPS Receiver Bracket</b> Converts original Greenstar Bracket to accept starfire with deluxe shroud. Suits 7000 to 7930 inclusive - John Deere tractors windrowers and conditioners and headers 9650STS to 9870STS inclusive Headers	<b>\$205</b>
<b>FA011</b>	<b>GPS Receiver Bracket Kit</b> Consists of AFG06 Bracket as above plus adaptors Suits 00 10 20 and 30 Series 8000 and 9000 Tractors and 4730 - 4940 SP John Deere Sprayers	<b>\$310</b>			



Old OEM bracket

NEW - FA002

### Display Screen Brackets

<b>FA001</b>	<b>Display Screen Bracket</b> Suits John Deere S660 S670 S680 S690 Headers	<b>\$330</b>	<b>FA010</b>	<b>Display Screen Bracket</b> Suits all John Deere tractors ending with 00 10 20 or 30 all 8000 and 9000 series tractors all 7R 8R and 9R tractors and 4730 - 4940 John Deere sprayers	<b>\$270</b>
--------------	---	--------------	--------------	---	--------------


### 2 Way Radio Brackets

<b>Features</b>	<ul style="list-style-type: none"> <li>Simple to install, bolting to integrated factory cab mounting holes</li> <li>Mobile - easily moved from machine to machine</li> </ul>	<ul style="list-style-type: none"> <li>Farm inspired custom fit design integrates with cab design</li> <li>Powder coated durable paint finish</li> </ul>
-----------------	--	--

<b>FA006</b>	<b>2 Way Radio Bracket</b> Suits John Deere 8100 to 8630 inclusive Tractors 9100 to 9630 inclusive Tractors 4730 to 4940 inclusive Tractors All with Commandview® Cab	<b>\$195</b>	<b>FA009</b>	<b>2 Way Radio Bracket</b> Suits John Deere S660 S670 S680 S690 Headers	<b>\$195</b>
<b>FA007</b>	<b>2 Way Radio Bracket</b> Suits John Deere 7R 8R 9R tractors including track versions Commandview II® Cab	<b>\$195</b>	<b>FA004</b>	<b>Microphone Holder</b> Suits all tractor and header cabs	<b>\$44</b>
			<b>FA008</b>	<b>2 Way Radio Bracket</b> Suits most brands B&N Supplied Plus 1 microphone holder (FA004)	<b>\$195</b>

These are replacement parts only, not OEM. OEM numbers are used for reference only.

## Electric Linear Actuators



Thomson Warner & USA manufacture.  
12 or 24 Volt for a variety of uses around the farm.  
Air seeders – Control of seed and fertiliser.  
Chute doors – Trucks, silos, sheep feeders and fertiliser spreaders.

<b>Electrak 1</b>	<b>Input Voltage:</b> 12volt <b>Load capacity (lbs.):</b> 25 on 12volt, 75 on 24volt <b>Load limiting clutch:</b> No <b>Limit Switches:</b> Fixed <b>Motor overload protection:</b> Yes	
	<b>Part No.</b>	<b>Price</b>
	AC001 1" Stroke	\$725
	AC002 2" Stroke	\$725
	AC003 4" Stroke	\$725
	AC004 6" Stroke	\$725
<b>Electrak 2</b>	<b>Input Voltage:</b> 12volt <b>Load capacity (lbs.):</b> 250 on 12volt <b>Load limiting clutch:</b> Yes <b>Limit Switches:</b> No <b>Motor overload protection:</b> Yes	
	<b>Part No.</b>	<b>Price</b>
	AC005 4" Stroke	\$980
	AC006 8" Stroke	\$980
	AC007 12" Stroke	\$1040


<b>E050</b>	<b>Input Voltage:</b> 12volt <b>Load capacity (lbs.):</b> 50 on 12volt, 112 on 24volt <b>Load limiting clutch:</b> Yes <b>Limit Switches:</b> Fixed <b>Motor overload protection:</b> Yes	
	<b>Part No.</b>	<b>Price</b>
	AC008 4" Stroke	\$520
	AC009 6" Stroke	\$545
	AC010 8" Stroke	\$560
<b>E150 Adjustable Stroke</b>	<b>Input Voltage:</b> 12volt <b>Load capacity (lbs.):</b> 225 on 12volt, 450 on 24volt <b>Load limiting clutch:</b> No <b>Limit Switches:</b> Adjustable <b>Motor overload protection:</b> Yes	
	<b>Part No.</b>	<b>Price</b>
	AC011 4" Stroke	\$1010
	AC012 6" Stroke	\$1010
	AC013 8" Stroke	\$1040
	AC014 10" Stroke	\$1070
	AC015 12" Stroke	\$1100



These are replacement parts only, not OEM. OEM numbers are used for reference only.



# Hay Loader Tynes



Part No.		Price	Part No.		Price
TP020	Hay Tyne 980mm long (840mm Usable Length) Conus 2 Taper	\$130	TP022	Hay Tyne 1400mm long (1260mm Usable Length) Conus 2 Taper	\$205
TP023	Hay Tyne 1100mm long (950mm Usable Length) Conus 2 Taper	\$132	TP012	Conus 2 weld in mounting sleeve	\$28
TP021	Hay Tyne 1250mm long (1100mm Usable Length) Conus 2 Taper	\$135			

# PTO Adaptors

Part No.		Price
<b>PTO Adaptors - Clamp Type for Longer Life</b>		
TP006	<b>HEAVY DUTY CLAMP TYPE ADAPTOR</b> 1 3/8" 21 Spl Female - 1 3/8" 6 Spl Male. 6 1/2" Overall Length	\$115
TP007	<b>HEAVY DUTY CLAMP TYPE ADAPTOR</b> 1 3/8" 6 Spl Female - 1 3/8" 21 Spl Male. 6 1/2" Overall Length	\$135
TP011	<b>HEAVY DUTY CLAMP TYPE ADAPTOR</b> 1 3/4" 20 Spl Female - 1 3/8" 6 Spl Male. 7 7/8" Overall Length	\$115
TP010	<b>HEAVY DUTY CLAMP TYPE ADAPTOR</b> 1 3/4" 20 Spl Female - 1 3/8" 21 Spl Male. 7 7/8" Overall Length	\$160


Many other Adaptors available upon request.




These are replacement parts only, not OEM. OEM numbers are used for reference only.

# Clear View Cap Kits

## FOR TRACK TYPE TRACTORS

- Easy view of oil levels of idler and roller wheel hubs
- View clarity of oil
- UV protected, scratch resistant, high impact plastic caps
- View inside and outside idlers and rollers easily



Case-IH	John Deere	Agco MT
<b>TP005</b>  <b>Clear View Cap Kit</b> \$POA Suits STX 375 425 440 450 500 Quadtrac 380 430 480 530 385 435 485 535 400 450 500 550 600 470 540 580 620 Contains: Roller Cap - Qty 24 Idler Cap - Qty 16 Plug - Qty 40 O Rings - Total Qty 40	<b>TP003</b>  <b>Clear View Cap Kit</b> \$POA Suits 9300T 9320T 9420T 9520T 9620T Contains: Mid Roller Cap - Qty 16 Idler Cap - Qty 4 Plug - Qty 20 O Rings - Total Qty 20	<b>TP004</b>  <b>Clear View Cap Kit</b> \$POA Suits MT800 Series Contains: Roller Cap - Qty 16 Idler Cap - Qty 4 Gasket - Total Qty 20 Cap Bolts - Total Qty 112

Prices exclude GST






# *Harvestaire* PTY. LTD.

Since 1980


PHONE: 08 9344 7433 EMAIL: [sales@harvestaire.com.au](mailto:sales@harvestaire.com.au)

18 Mumford Place, Balcatta, Western Australia 6021

[harvestaire.com.au](http://harvestaire.com.au)

 [@harvestaire\\_pty](https://twitter.com/harvestaire_pty)

 [@Harvestairepty](https://facebook.com/Harvestairepty)

 [@harvestaire](https://instagram.com/harvestaire)